



Investment Funds (non ISA) February 2009

Fund Name	Standard Initial Charge %	Investor Centre Discount %	Final Initial Charge to Client %
Aberdeen Global Asia Pacific Equity D Fund GBP Acc	4.25	4	0.25
Aberdeen Global Asian Smaller Cos D Fund GBP Acc	4.25	4	0.25
Aberdeen Global Chinese Equity D Fund GBP Acc	4.25	4	0.25
Aberdeen Global Emerging Mkt Equity D Fund GBP Acc	4.25	4	0.25
Aberdeen Global High Yield Bond D Fund GBP Inc	4.25	4	0.25
Aberdeen Global Indian Equity D Fund GBP Acc	4.25	4	0.25
Aberdeen Global Japanese Equity D Fund GBP Acc	4.25	4	0.25
Aberdeen Global UK Equity D Fund GBP Inc	4.25	4	0.25
Aberdeen Global World Equity D Fund GBP Acc	4.25	4	0.25
Aberdeen American Growth A Fund Acc	4.25	4	0.25
Aberdeen Asia Pacific & Japan A Fund Acc	4.25	4	0.25
Aberdeen Asia Pacific A Fund Acc	4.25	4	0.25
Aberdeen Corporate Bond A Fund Acc	4.25	4	0.25
Aberdeen Corporate Bond A Fund Inc	4.25	4	0.25
Aberdeen Emerging Markets A Fund Acc	4.25	4	0.25
Aberdeen Ethical World A Fund Acc	4.25	4	0.25
Aberdeen Ethical World A Fund Inc	4.25	4	0.25
Aberdeen European Growth A Fund Acc	4.25	4	0.25
Aberdeen European Opportunities A Fund Acc	4.25	4	0.25
Aberdeen European Smaller Companies A Fund Acc	4.25	4	0.25
Aberdeen Japan Growth A Fund Acc	4.25	4	0.25
Aberdeen Managed Distribution A Fund Acc	4.25	4.25	0
Aberdeen Managed Distribution A Fund Inc	4.25	4.25	0
Aberdeen Multi-Asset A Fund Acc	4.25	4.25	0
Aberdeen Multi-Asset A Fund Inc	4.25	4.25	0
Aberdeen Property Share A Fund Acc	4.25	4	0.25
Aberdeen UK Emerging Companies Fund Acc	4.25	4	0.25
Aberdeen UK Equity Income A Fund Acc	4.25	4	0.25
Aberdeen UK Equity Income A Fund Inc	4.25	4	0.25
Aberdeen UK Growth A Fund Acc	4.25	4	0.25
Aberdeen UK Growth A Fund Inc	4.25	4	0.25
Aberdeen UK Mid Cap A Fund Acc	4.25	4	0.25
Aberdeen UK Mid Cap A Fund Inc	4.25	4	0.25
Aberdeen UK Opportunities A Fund Acc	4.25	4	0.25
Aberdeen UK Opportunities A Fund Inc	4.25	4	0.25
Aberdeen World Equity A Fund Acc	4.25	4	0.25
Aberdeen World Equity A Fund Inc	4.25	4	0.25
AEGON American Equity A Fund Acc	5.5	4	1.2133
AEGON Ethical Cautious Managed A Fund Acc	5.5	4	1.2133
AEGON Ethical Cautious Managed A Fund Inc	5.5	4	1.2133



Investment Funds (non ISA) February 2009

Fund Name	Standard Initial Charge %	Investor Centre Discount %	Final Initial Charge to Client %
AEGON Ethical Corporate Bond A Fund Acc	4.5	4.3062	0
AEGON Ethical Corporate Bond A Fund Inc	4.5	4.3062	0
AEGON Ethical Equity A Fund Acc	5.5	5.2133	0
AEGON European Bond A Fund Acc	5.5	4.9763	0.237
AEGON European Bond A Fund Inc	5.5	4.9763	0.237
AEGON European Equity A Fund Acc	5.5	4	1.2133
AEGON Global Bond A Fund Acc	4.5	4.3062	0
AEGON Global Bond A Fund Inc	4.5	4.3062	0
AEGON Global Equity A Fund Acc	5.5	4	1.2133
AEGON High Yield Bond A Fund Acc	4.5	4.3062	0
AEGON High Yield Bond A Fund Inc	4.5	4.3062	0
AEGON Investment Grade Bond A Fund Acc	4.5	4.3062	0
AEGON Investment Grade Bond A Fund Inc	4.5	4.3062	0
AEGON Sterling Corporate Bond A Fund Acc	4.5	4.3062	0
AEGON Sterling Corporate Bond A Fund Inc	4.5	4.3062	0
AEGON UK Cautious Managed A Fund Acc	5.5	4	1.2133
AEGON UK Cautious Managed A Fund Inc	5.5	4	1.2133
AEGON UK Equity A Fund Acc	5.5	5.2133	0
AEGON UK Opportunities A Fund Acc	5.5	5.2133	0
AEGON UK Smaller Companies A Fund Acc	5.5	5.2133	0
EFA Allenbridge Strategic Alpha B Fund Acc	5	4.2619	0.5
Allianz PIMCO Gilt Yield A Fund Inc	4	4	0
Allianz PIMCO Sterling Total Return A Fund Inc	4	4	0
Allianz PIMCO UK Corporate Bond A Fund Inc	4	4	0
Allianz RCM BRIC Stars A Fund Acc	4	4	0
Allianz RCM Continental European A Fund Acc	4	4	0
Allianz RCM Global EcoTrends A Fund Acc	4	4	0
Allianz RCM Global Equity A Fund Acc	4	3	1
Allianz RCM Japan A Fund Acc	4	4	0
Allianz RCM Total Return Asian Equity A Fund Acc	4	4	0
Allianz RCM UK Equity Income A Fund Inc	4	4	0
Allianz RCM UK Growth A Fund Acc	4	4	0
Allianz RCM UK High Alpha A Fund Acc	4	4	0
Allianz RCM UK Index A Fund Acc	0	0	0
Allianz RCM UK Index A Fund Inc	0	0	0
Allianz RCM UK Mid-Cap A Fund Acc	4	4	0
Allianz RCM US Equity A Fund Acc	4	4	0
Architas Multi-Manager Balanced R Fund Acc	5	3	2
Architas Multi-Manager Balanced R Fund Inc	5	3	2
Architas Multi-Manager Dynamic R Fund Acc	5	3	2



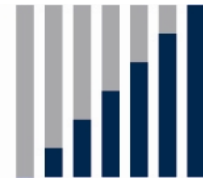
Investment Funds (non ISA) February 2009

Fund Name	Standard Initial Charge %	Investor Centre Discount %	Final Initial Charge to Client %
Architas Multi-Manager Growth R Fund Acc	5	3	2
Architas Multi-Manager Growth R Fund Inc	5	3	2
Architas Multi-Manager Income R Fund Inc	5	3	2
Architas Reserve R Fund Acc	4	3	1
Architas Reserve R Fund Inc	4	3	1
Artemis Capital Fund Acc	5	4.5238	0.2381
Artemis European Growth Fund Acc	5.25	4.7506	0.2375
Artemis Global Growth Fund Acc	5.25	4.9881	0
Artemis High Income Fund Inc	5.25	4.7506	0.2375
Artemis Income Fund Acc	5.25	4.7506	0.2375
Artemis Income Fund Inc	5.25	4.7506	0.2375
Artemis New Enterprises Fund Acc	5.25	4.7506	0.2375
Artemis Strategic Bond Q Fund Acc	5.25	4.7506	0.2375
Artemis Strategic Bond Q Fund Inc	5.25	4.7506	0.2375
Artemis UK Growth Fund Acc	5	4.5238	0.2381
Artemis UK Smaller Companies Fund Acc	5	4.5238	0.2381
Artemis UK Special Situations Fund Acc	5.25	4.7506	0.2375
Aviva European Property Bx Fund GBP Inc	5	3	2
Aviva Global Convertible Ax Fund GBP Inc	5	3	2
Aviva Asia Pacific Property R Fund Inc	5	3	1.7619
Aviva Diversified Strategy 1 Fund Acc	5	3	2
Aviva Diversified Strategy 1 Fund Inc	5	3	2
Aviva The Global Balanced Inc A Fund Acc	4.5	3	1.5
Aviva The Global Balanced Inc A Fund Inc	4.5	3	1.5
Aviva The Global Cautious Inc A Fund Acc	4.5	3	1.5
Aviva The Global Cautious Inc A Fund Inc	4.5	3	1.5
Aviva Investors Active Protector 1 Fund Acc	5	3	2
Aviva Investors Balanced Fund of Funds 1 Fund Inc	5	3	2
Aviva Investors Balanced Managed A Fund Inc	5	3	2
Aviva Investors Blue Chip Tracking 1 Fund Inc	0	0	0
Aviva Investors Cash 1 Fund Acc	0	0	0
Aviva Investors Cash 1 Fund Inc	0	0	0
Aviva Investors Cautious Fund of Funds 1 Fund Inc	5	3	2
Aviva Investors Corporate Bond 1 Fund Inc	0	0	0
Aviva Investors Corporate Bond A Fund Inc	4	3	1
Aviva Investors Distribution 1 Fund Inc	4	3	1
Aviva Investors European Equity 1 Fund Acc	0	0	0
Aviva Investors European Equity A Fund Acc	5	3	2
Aviva Investors Global Property 1 Fund Acc	5	3	2
Aviva Investors Global Property 1 Fund Inc	5	3	2



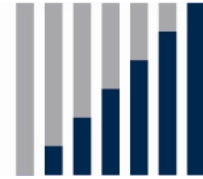
Investment Funds (non ISA) February 2009

Fund Name	Standard Initial Charge %	Investor Centre Discount %	Final Initial Charge to Client %
Aviva Investors Growth Fund of Funds 1 Fund Acc	5	3	2
Aviva Investors High Yield Bond 1 Fund Inc	4	3	1
Aviva Investors Higher Income Plus 1 Fund Inc	0	0	0
Aviva Investors Higher Income Plus A Fund Inc	4	3	1
Aviva Investors Intl. Index Tracking 1 Fund Acc	0	0	0
Aviva Investors Managed High Income 1 Fund Inc	4	3	1
Aviva Investors MoM Balanced Fund Acc	5	3	2
Aviva Investors MoM Cautious Fund Acc	4.25	3	1.25
Aviva Investors MoM Growth Fund Acc	5	3	2
Aviva Investors MoM Income Fund Inc	4.25	3	1.25
Aviva Investors Monthly Income Plus 1 Fund Acc	4	3	1
Aviva Investors Monthly Income Plus 1 Fund Inc	4	3	1
Aviva Investors Preference Share 1 Fund Inc	4	3	1
Aviva Investors Property Trust Acc	5	3	2
Aviva Investors Property Trust Inc	5	3	2
Aviva Investors SF Absolute Gth 1 Fund Acc	4	3	1
Aviva Investors SF Corp Bond 1 Fund Inc	4	3	1
Aviva Investors SF European Gth 1 Fund Acc	4	3	1
Aviva Investors SF Global Gwth 1 Fund Acc	4	3	1
Aviva Investors SF Managed 1 Fund Inc	4	3	1
Aviva Investors SF UK Growth 1 Fund Acc	4	3	1
Aviva Investors Strategic Bond 1 Fund Inc	4	3	1
Aviva Investors UK Equity 1 Fund Inc	0	0	0
Aviva Investors UK Equity A Fund Inc	5	3	2
Aviva Investors UK Equity Income 1 Fund Inc	0	0	0
Aviva Investors UK Equity Income A Fund Inc	5	5	0
Aviva Investors UK Ethical 1 Fund Acc	0	0	0
Aviva Investors UK Ethical A Fund Acc	5	3	2
Aviva Investors UK Growth & Value 1 Fund Acc	5	3	2
Aviva Investors UK Growth 1 Fund Acc	0	0	0
Aviva Investors UK Growth A Fund Acc	5	3	2
Aviva Investors UK Income & Growth 1 Fund Inc	5	3	2
Aviva Investors UK Income Opportunities Fund Acc	5	3	2
Aviva Investors UK Income Opportunities Fund Inc	5	3	2
Aviva Investors UK Index Tracking 1 Fund Inc	0	0	0
Aviva Investors UK Smaller Companies 1 Fund Acc	4	3	1
Aviva Investors UK Special Situation 1 Fund Acc	5	3	2
Aviva Investors World Leaders Fund Acc	5.25	3	2.25
Aviva Investors Property Investment Fund Inc	5	3	2
Aviva Investors UK Focus 1 Fund Acc	5	3	2



Investment Funds (non ISA) February 2009

Fund Name	Standard Initial Charge %	Investor Centre Discount %	Final Initial Charge to Client %
AXA Framlington American Growth Fund Acc	5.25	4.5	0.4881
AXA Framlington American Growth Fund Inc	5.25	4.5	0.4881
AXA Framlington Biotech Fund Acc	5.5	4.5	0.7133
AXA Framlington Biotech Fund Inc	5.5	3	2.2133
AXA Framlington Emerging Markets Fund Acc	5.25	4.038	0.9501
AXA Framlington Emerging Markets Fund Inc	5.25	4.038	0.9501
AXA Framlington Equity Income Fund Acc	5.25	3	1.9881
AXA Framlington Equity Income Fund Inc	5.25	3	1.9881
AXA Framlington European Fund Acc	5.25	4.5	0.4881
AXA Framlington European Fund Inc	5.25	4.5	0.4881
AXA Framlington Financial Fund Acc	5.25	4.5	0.4881
AXA Framlington Financial Fund Inc	5.25	4.5	0.4881
AXA Framlington Gilt Fund Acc	5.25	4.9881	0
AXA Framlington Gilt Fund Inc	5.25	4.9881	0
AXA Framlington Global Opportunities Fund Acc	5.25	4.038	0.9501
AXA Framlington Global Opportunities Fund Inc	5.25	4.038	0.9501
AXA Framlington Global Technology Fund Acc	5.25	4.5	0.4881
AXA Framlington Global Technology Fund Inc	5.25	4.5	0.4881
AXA Framlington Health Fund Acc	5.5	4.5	0.7133
AXA Framlington Health Fund Inc	5.5	4.5	0.7133
AXA Framlington Japan Fund Acc	5.25	4.038	0.9501
AXA Framlington Japan Fund Inc	5.25	4.038	0.9501
AXA Framlington Japan Smaller Companies Fund Acc	5.25	3	1.9881
AXA Framlington Managed Balanced Fund Acc	5.25	3	1.9881
AXA Framlington Managed Balanced Fund Inc	5.25	3	1.9881
AXA Framlington Managed Income Fund Acc	5.25	4.5	0.4881
AXA Framlington Managed Income Fund Inc	5.25	4.5	0.4881
AXA Framlington Monthly Income Fund Acc	5.25	4.5131	0.475
AXA Framlington Monthly Income Fund Inc	5.25	4.5131	0.475
AXA Framlington Pan European Bond Fund Acc	5.25	3	1.9881
AXA Framlington Pan European Bond Fund Inc	5.25	3	1.9881
AXA Framlington UK Growth Fund Acc	5.25	4.5	0.4881
AXA Framlington UK Growth Fund Inc	5.25	4.5	0.4881
AXA Framlington UK Select Opportunities Fund Acc	5.25	4.5	0.4881
AXA Framlington UK Select Opportunities Fund Inc	5.25	4.5	0.4881
AXA Framlington UK Smaller Companies Fund Acc	5.25	4.5	0.4881
AXA Framlington UK Smaller Companies Fund Inc	5.25	4.5	0.4881
AXA American Growth R Fund Acc	5	4.5	0.5
AXA Defensive Distribution R Fund Acc	5	4.5	0.5
AXA Defensive Distribution R Fund Inc	5	4.5	0.5



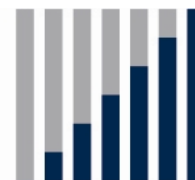
Investment Funds (non ISA) February 2009

Fund Name	Standard Initial Charge %	Investor Centre Discount %	Final Initial Charge to Client %
AXA Distribution R Fund Acc	5	4.5	0.5
AXA Distribution R Fund Inc	5	4.5	0.5
AXA Ethical Distribution R Fund Acc	5	4.5	0.5
AXA European Growth R Fund Acc	5	4.5	0.5
AXA General Trust Acc	5	3	1.7619
AXA General Trust Inc	5	3	1.7619
AXA Global Distribution R Fund Acc	5	4.5	0.5
AXA Global Distribution R Fund Inc	5	4.5	0.5
AXA Global Growth R Fund Acc	5	4.5	0.5
AXA Global High Income R Fund Acc	4	3.5	0.5
AXA Global High Income R Fund Inc	4	3.5	0.5
AXA Japan Growth R Fund Acc	5	4.5	0.5
AXA Pacific Growth R Fund Acc	5	4.5	0.5
AXA Sterling Corporate Bond R Fund Acc	4	4	0
AXA Sterling Corporate Bond R Fund Inc	4	4	0
AXA Sterling Strategic Bond R Fund Acc	4	3	1
AXA Sterling Strategic Bond R Fund Inc	4	3	1
AXA Talents R Fund Acc	5	4.5	0.5
AXA UK Equity Income R Fund Acc	5	4.5	0.5
AXA UK Equity Income R Fund Inc	5	4.5	0.5
AXA UK Opportunities R Fund Acc	5	4.5	0.5
Baillie Gifford American A Fund Acc	5	5	0
Baillie Gifford British 350 A Fund Acc	5	5	0
Baillie Gifford British 350 A Fund Inc	5	5	0
Baillie Gifford British Smaller Cos A Fund Acc	5	5	0
Baillie Gifford Corporate Bond A Fund Acc	5	5	0
Baillie Gifford Corporate Bond A Fund Inc	5	5	0
Baillie Gifford Devlpd Asia Pac A Fund Acc	5	5	0
Baillie Gifford Emerging Markets Bond A Fund Inc	3.5	3.5	0
Baillie Gifford Emerging Mrks Growth A Fund Acc	5	5	0
Baillie Gifford Emg Mkts Large Cap A Fund Acc	5	5	0
Baillie Gifford European A Fund Acc	5	5	0
Baillie Gifford European Sm Cos A Fund Acc	5	5	0
Baillie Gifford Gilt A Fund Acc	5	5	0
Baillie Gifford Gilt A Fund Inc	5	5	0
Baillie Gifford High Yield Bond A Fund Inc	3.5	3.5	0
Baillie Gifford Income A Fund Acc	5	5	0
Baillie Gifford Income A Fund Inc	5	5	0
Baillie Gifford International A Fund Acc	5	5	0
Baillie Gifford Investment Grade Bond A Fund Inc	3.5	3.5	0



Investment Funds (non ISA) February 2009

Fund Name	Standard Initial Charge %	Investor Centre Discount %	Final Initial Charge to Client %
Baillie Gifford Japanese A Fund Acc	5	5	0
Baillie Gifford Managed A Fund Acc	5	5	0
Baillie Gifford Managed A Fund Inc	5	5	0
Baillie Gifford Pacific A Fund Acc	5	5	0
Baring China Growth R Trust Acc	5	4.7619	0
Baring Directional Global Bond Trust Acc	5	4.2857	0.4762
Baring Directional Global Bond Trust Inc	5	4.2857	0.4762
Baring Eastern Trust Acc	5	4.2857	0.4762
Baring Equity Income Trust Inc	5	4.2857	0.4762
Baring Europe Select Trust Inc	5	4.2857	0.4762
Baring European Growth Trust Inc	5	4.2857	0.4762
Baring German Growth Trust Acc	5	4.2857	0.4762
Baring Global Bond Trust Inc	5	4.2857	0.4762
Baring Global Growth Trust Inc	5	4.2857	0.4762
Baring Japan Growth Trust Acc	5	4.2857	0.4762
Baring Korea Trust Acc	5	4.2857	0.4762
Baring Portfolio Fund Acc	5	4.2857	0.4762
Baring Portfolio Fund Inc	5	4.2857	0.4762
Baring UK Growth Trust Inc	5	4.2857	0.4762
Baring UK Smaller Companies Trust Inc	5	4.2857	0.4762
IFSL Bestinvest Aggressive Growth Port. Fund Acc	5	3	2
IFSL Bestinvest Aggressive Growth Port. Fund Inc	5	3	2
IFSL Bestinvest Defensive Portfolio Fund Acc	5	3	2
IFSL Bestinvest Defensive Portfolio Fund Inc	5	3	2
IFSL Bestinvest Growth Portfolio Fund Acc	5	3	2
IFSL Bestinvest Growth Portfolio Fund Inc	5	3	2
IFSL Bestinvest Income & Growth Portfolio Fund Acc	5	3	2
IFSL Bestinvest Income & Growth Portfolio Fund Inc	5	3	2
IFSL Bestinvest Income Portfolio Fund Acc	5	3	2
IFSL Bestinvest Income Portfolio Fund Inc	5	3	2
BlackRock Balanced Portfolio A Fund Acc	5	4.7619	0
BlackRock Balanced Portfolio A Fund Inc	5	4.7619	0
BlackRock Continental European A Fund Acc	5	4.7619	0
BlackRock Continental European A Fund Inc	5	4.7619	0
BlackRock Emerging Markets A Fund Acc	5	4.7619	0
BlackRock Emerging Markets A Fund Inc	5	4.7619	0
BlackRock European Dynamic A Fund Acc	5	4.7619	0
BlackRock European Dynamic A Fund Inc	5	4.7619	0
BlackRock Global Bond A Fund Acc	5	4.7619	0
BlackRock Global Bond A Fund Inc	5	4.7619	0



Investment Funds (non ISA) February 2009

Fund Name	Standard Initial Charge %	Investor Centre Discount %	Final Initial Charge to Client %
BlackRock Global Equity A Fund Acc	5	4.7619	0
BlackRock Global Equity A Fund Inc	5	4.7619	0
BlackRock Gold & General A Fund Acc	5	4.7619	0
BlackRock Gold & General A Fund Inc	5	4.7619	0
BlackRock Government Securities A Fund Acc	3	2.9126	0
BlackRock Government Securities A Fund Inc	3	2.9126	0
BlackRock Growth Portfolio A Fund Acc	5	4.7619	0
BlackRock Growth Portfolio A Fund Inc	5	4.7619	0
BlackRock High Income Bond A Fund Acc	3.25	3.1477	0
BlackRock High Income Bond A Fund Inc	3.25	3.1477	0
BlackRock Income Portfolio A Fund Acc	5	4.7619	0
BlackRock Income Portfolio A Fund Inc	5	4.7619	0
BlackRock Japan A Fund Acc	5	4.7619	0
BlackRock Japan A Fund Inc	5	4.7619	0
BlackRock Target Return A Fund Acc	3.25	3.1477	0
BlackRock Target Return A Fund Inc	3.25	3.1477	0
BlackRock UK A Fund Acc	5	4.7619	0
BlackRock UK A Fund Inc	5	4.7619	0
BlackRock UK Absolute Alpha P Fund Acc	5	4.7619	0
BlackRock UK Dynamic A Fund Acc	5	4.7619	0
BlackRock UK Dynamic A Fund Inc	5	4.7619	0
BlackRock UK Income A Fund Acc	5	4.7619	0
BlackRock UK Income A Fund Inc	5	4.7619	0
BlackRock UK Smaller Companies A Fund Acc	5	4.7619	0
BlackRock UK Smaller Companies A Fund Inc	5	4.7619	0
BlackRock UK Special Situations A Fund Acc	5	4.7619	0
BlackRock UK Special Situations A Fund Inc	5	4.7619	0
BlackRock US Dynamic A Fund Acc	5	4.7619	0
BlackRock US Dynamic A Fund Inc	5	4.7619	0
BlackRock US Opportunities A Fund Acc	5	4.7619	0
BlackRock US Opportunities A Fund Inc	5	4.7619	0
IFSL Privalto Stabiliser Protected Fund Acc	3	3	0
Newton Absolute Intrepid Fund A Shares Inc	4	3.25	0.75
Newton American Fund Inc	4	3.25	0.75
Newton Asian Income Fund Inc	4	4	0
Newton Balanced Fund Inc	4	3.25	0.75
Newton Continental European R Fund Inc	4	3.25	0.75
Newton Corporate Bond Fund Inc	4	3.25	0.75
Newton Equity & Bond Fund Inc	4	3.25	0.75
Newton European High Yield Bond R Fund Inc	4	3.25	0.75



Investment Funds (non ISA) February 2009

Fund Name	Standard Initial Charge %	Investor Centre Discount %	Final Initial Charge to Client %
Newton European Higher Income R Fund Inc	4	4	0
Newton Global Dynamic Bond Fund Inc	4	3.25	0.75
Newton Global Higher Income R Fund Inc	4	4	0
Newton Growth Fund Inc	4	3.25	0.75
Newton Higher Income R Fund Inc	4	4	0
Newton Income R Fund Inc	4	3.25	0.75
Newton International Bond R Fund Inc	4	3.25	0.75
Newton International Growth R Fund Inc	4	3.25	0.75
Newton Japan Fund Inc	4	3.25	0.75
Newton Managed R Fund Inc	4	3.25	0.75
Newton Oriental R Fund Inc	4	3.25	0.75
Newton Pan-European Fund Inc	4	3.25	0.75
Newton Phoenix Multi Asset Fund Acc	4	4	0
Newton Phoenix Multi Asset Fund Inc	4	4	0
Newton UK Opportunities R Fund Inc	4	3.25	0.75
Castlestone Aliquot Act Com Ind AAAdp Fund GBP Inc	5	4.5	0.5
Castlestone Aliquot Agriculture AAAAdp Fund GBP Inc	5	4.5	0.5
Cazenove European B Fund Acc	5	4.2857	0.4762
Cazenove Multi-Manager Diversity Fund Acc	5	4.7619	0
Cazenove Multi-Manager Diversity Fund Inc	5	4.7619	0
Cazenove Multi-Manager Diversity Tactical Fund Acc	5	3	1.7619
Cazenove Multi-Manager Diversity Tactical Fund Inc	5	3	1.7619
Cazenove Multi-Manager Global (ex-UK) Fund Acc	5	3	1.7619
Cazenove Multi-Manager Global (ex-UK) Fund Inc	5	3	1.7619
Cazenove Multi-Manager UK Growth Fund Acc	5	3	1.7619
Cazenove Multi-Manager UK Growth Fund Inc	5	3	1.7619
Cazenove Strategic Bond B Fund Acc	5	4.2857	0.4762
Cazenove Strategic Bond B Fund Inc	5	4.2857	0.4762
Cazenove UK Absolute Target P1 Fund Acc	5	4.7619	0
Cazenove UK Corporate Bond B Fund Inc	5	4.7619	0
Cazenove UK Dynamic B Fund Acc	5	4.2857	0.4762
Cazenove UK Equity Income B Fund Inc	5	3	1.7619
Cazenove UK Growth and Income B Fund Acc	5	4.2857	0.4762
Cazenove UK Growth and Income B Fund Inc	5	4.2857	0.4762
Cazenove UK Opportunities B Fund Acc	5	3	1.7619
Cazenove UK Smaller Companies B Fund Acc	5	3	1.7619
IFDS Chartwell Balanced Income B Fund Inc	5	4.7619	0
IFDS Chartwell Cautious Growth B Fund Acc	5	4.7619	0
IFDS Chartwell Strategic Growth B Fund Acc	5	4.7619	0
CIS Sustainable Leaders Trust Inc	5	3	1.7619



Investment Funds (non ISA) February 2009

Fund Name	Standard Initial Charge %	Investor Centre Discount %	Final Initial Charge to Client %
CIS UK Growth Trust Inc	5	3	1.7619
CIS UK Income with Growth Trust Inc	5	3	1.7619
City Fin Diversified Absolute Return A Fund Acc	5	3	2
City Fin Multi Manager Growth A Fund Acc	5	3	1.7619
City Fin Multi Manager Growth A Fund Inc	5	3	1.7619
City Fin Multi Manager Income A Fund Acc	5	3	1.7619
City Fin Multi Manager Income A Fund Inc	5	3	1.7619
City Fin Strategic Gilt A Fund Acc	5	3	2
City Fin Strategic Gilt A Fund Inc	5	3	2
City Fin Strategic Global Bond A Fund Acc	5	3	2
City Fin Strategic Global Bond A Fund Inc	5	3	2
City Fin UK Select Alpha A Fund Acc	5	3	2
Clerical Med Absolute Return 1 Fund Acc	4	3	1
Clerical Med Adventurous 1 Fund Acc	4	3	1
Clerical Med Balanced 1 Fund Acc	4	3	1
Clerical Med Cautious 1 Fund Acc	4	3	1
Clerical Med Cautious 3 Fund Inc	4	3	1
Clerical Med Corporate Bond 1 Fund Acc	4	3	1
Clerical Med Corporate Bond 3 Fund Inc	4	3	1
Clerical Med Defensive 1 Fund Acc	4	3	1
Clerical Med Defensive 3 Fund Inc	4	3	1
Clerical Med Diversified Income 1 Fund Acc	4	3	1
Clerical Med Diversified Income 3 Fund Inc	4	3	1
Clerical Med Diversified Return 1 Fund Acc	4	3	1
Clerical Med Dynamic Return 1 Fund Acc	4	3	1
Clerical Med Emerging Market Focus 1 Fund Acc	4	3	1
Clerical Med Ethical 1 Fund Acc	4	3	1
Clerical Med European 1 Fund Acc	4	3	1
Clerical Med European Focus 1 Fund acc	4	3	1
Clerical Med European Special Sits 1 Fund Acc	4	3	1
Clerical Med European Strategic 1 Fund Acc	4	3	1
Clerical Med Far Eastern 1 Fund Acc	4	3	1
Clerical Med Far Eastern Focus 1 Fund Acc	4	3	1
Clerical Med International Fixed Income 1 Fund Acc	4	3	1
Clerical Med International Fixed Income 3 Fund Inc	4	3	1
Clerical Med International Growth 1 Fund Acc	4	3	1
Clerical Med Japanese 1 Fund Acc	4	3	1
Clerical Med Japanese Focus 1 Fund Acc	4	3	1
Clerical Med Non-Equity 1 Fund Acc	4	3	1
Clerical Med Non-Equity 3 Fund Inc	4	3	1



Investment Funds (non ISA) February 2009

Fund Name	Standard Initial Charge %	Investor Centre Discount %	Final Initial Charge to Client %
Clerical Med North American 1 Fund Acc	4	3	1
Clerical Med Smaller Companies 1 Fund Acc	4	3	1
Clerical Med Special Situations 1 Fund Acc	4	3	1
Clerical Med UK Equity Income 1 Fund Acc	4	3	1
Clerical Med UK Equity Income 3 Fund Inc	4	3	1
Clerical Med UK Focus 1 Fund Acc	4	3	1
Clerical Med UK Gilt 1 Fund Acc	4	3	1
Clerical Med UK Gilt 3 Fund Inc	4	3	1
Clerical Med UK Growth 1 Fund Acc	4	3	1
Clerical Med UK High Income 1 Fund Acc	4	3	1
Clerical Med UK High Income 3 Fund Inc	4	3	1
Clerical Med UK Index Link Gilt 1 Fund Acc	4	3	1
Clerical Med UK Index Link Gilt 3 Fund Inc	4	3	1
Clerical Med UK Property 1 Fund Acc	4	3	1
Clerical Med UK Property 3 Fund Inc	4	3	1
Clerical Med UK Small Companies Alpha 1 Fund Acc	4	3	1
Clerical Med UK Strategic 1 Fund Acc	4	3	1
Clerical Med US Focus 1 Fund Acc	4	3	1
Clerical Med US Strategic 1 Fund Acc	4	3	1
Close Beacon Investment Fund Inc	5	3	2
Close Capital Account Fund Acc	0.25	0	0.2494
Close European Escalator 95 Fund Acc	3	2	0.9126
Close FTSE techMARK Fund Acc	4.75	3	1.5346
Close Reserve Equity Fund Acc	5	3	2
Close Special Situations Fund Acc	5	3	1.7619
Close UK Escalator 100 Fund Acc	3	2	0.9126
Close UK Escalator 95 Fund Acc	3	2	0.9126
Close World Escalator 95 Fund Acc	3	2	0.9126
Collins Stewart Cont Europe Focus A Fund GBP Inc	5	4	0.7619
Collins Stewart Select Affinity B Fund GBP Inc	5	4	0.7619
Collins Stewart Select Diversity B Fund GBP Inc	5	4	0.7619
Collins Stewart Select Income B Fund GBP Inc	5	4	0.7619
Collins Stewart Select Opportunity B Fund GBP Inc	5	4	0.7619
Collins Stewart Total Return Bond A Fund GBP Inc	5	4	0.7619
Collins Stewart UK Catalyst A Fund GBP Inc	5	4	0.7619
Collins Stewart UK Focus A Fund GBP Inc	5	4	0.7619
Collins Stewart US Equity Focus A Fund GBP Inc	5	4	0.7619
CF Cornelian Balanced B Fund Acc	4	4	0
CF Cornelian Balanced B Fund Inc	4	4	0
CF Cornelian British Opportunities B Fund Acc	4	4	0



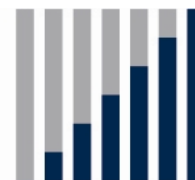
Investment Funds (non ISA) February 2009

Fund Name	Standard Initial Charge %	Investor Centre Discount %	Final Initial Charge to Client %
CF Cornelian British Opportunities B Fund Inc	4	4	0
CF Cornelian Growth B Fund Acc	4	4	0
CF Cornelian Growth B Fund Inc	4	4	0
Credit Suisse Alpha Growth Fund Inc	5.25	4.75	0.2381
Credit Suisse Alpha Income R Fund Inc	5.25	4.75	0.2381
Credit Suisse Corp Bond Monthly Income R Fund Inc	4.25	3.75	0.3267
Credit Suisse European Frontiers R Fund Inc	5.25	4.75	0.2381
Credit Suisse European R Fund Inc	5.25	4.75	0.2381
Credit Suisse Fellowship R Fund Inc	5.25	4.75	0.2381
Credit Suisse Global Income Plus R Fund Inc	5.25	4.75	0.2381
Credit Suisse Income R Fund Inc	5.25	4.75	0.2381
Credit Suisse Managed Assets R Fund Inc	5.25	4.75	0.2381
Credit Suisse Monthly Income R Fund Inc	5.25	4.75	0.2381
Credit Suisse Orient R Fund Inc	5.25	4.75	0.2381
Credit Suisse Smaller Companies R Fund Inc	5.25	4.75	0.2381
Credit Suisse UK Mid 250 Fund Inc	5.25	4.75	0.2381
Credit Suisse UK Thematic R Fund Inc	5.25	4.75	0.2381
Credit Suisse US Systematic Alpha Equ R Fund Inc	5.25	4.75	0.2381
CS Multi Manager Balanced Mgd Port R Fund Acc	4	3	0.8462
CS Multi Manager Balanced Mgd Port R Fund Inc	4	3	0.8462
CS Multi Manager Cautious Managed R Fund Acc	4	3	0.8462
CS Multi Manager Cautious Managed R Fund Inc	4	3	0.8462
CS Multi Manager Constellation Portfolio R Acc	4	3	0.8462
CS Multi Manager Constellation Portfolio R Inc	4	3	0.8462
CS Multi Manager Emerging Markets Portfolio R Acc	4	3	0.8462
CS Multi Manager Emerging Markets Portfolio R Inc	4	3	0.8462
CS Multi Manager Equity Managed R Fund Acc	4	3	0.8462
CS Multi Manager Equity Managed R Fund Inc	4	3	0.8462
CS Multi Manager Ethical Port R Fund Acc	4	3	0.8462
CS Multi Manager Ethical Port R Fund Inc	4	3	0.8462
CS Multi Manager Intl Growth Port R Fund Acc	4	3	0.8462
CS Multi Manager Intl Growth Port R Fund Inc	4	3	0.8462
CS Multi Manager Multi Asset Dist.R Fund Acc	4	3.8462	0
CS Multi Manager Multi Asset Dist.R Fund Inc	4	3.8462	0
CS Multi Manager Multi Asset Growth R Fund Acc	4	3.8462	0
CS Multi Manager Sterling Bond Portfolio R Acc	4	3	0.8462
CS Multi Manager Sterling Bond Portfolio R Inc	4	3	0.8462
CS Multi Manager UK Growth Portfolio R Acc	4	3	0.8462
CS Multi Manager UK Growth Portfolio R Inc	4	3	0.8462
CS Multi Manager UK Income Portfolio R Acc	4	3	0.8462



Investment Funds (non ISA) February 2009

Fund Name	Standard Initial Charge %	Investor Centre Discount %	Final Initial Charge to Client %
CS Multi Manager UK Income Portfolio R Inc	4	3	0.8462
CF Arch cru Balanced A Fund Acc	5.25	4.9881	0
CF Arch cru Global Growth A Fund Acc	5.25	4.9881	0
CF Arch cru Income A Fund Acc	5.25	4.9881	0
CF Arch cru Income A Fund Inc	5.25	4.9881	0
CF Eclectica Agriculture A Fund Acc	5	4.5	0.5
CF Eclectica Continental European A Fund Acc	5	4.5	0.5
CF Eclectica European A Fund Acc	5	4.5	0.5
CF Eclectica Global Opportunities A Fund Acc	5	4.5	0.5
CF Eclectica UK Relative Momentum A Fund Acc	5	4.5	0.5
F&C Blue Fund Acc	3.5	3.5	0
F&C Corporate Bond 1 Fund Inc	5	3	2
F&C Emerging Markets 1 Fund Acc	5	3	2
F&C Ethical Bond 1 Fund Inc	5	4	1
F&C European Dynamic 1 Fund Acc	5	4	1
F&C European Growth & Income 1 Fund Acc	5	4	1
F&C Extra Income Bond 1 Fund Inc	5	4	1
F&C FTSE 100 Tracker 1 Fund Acc	5	5	0
F&C Global Growth 1 Fund Acc	5	4	1
F&C High Income Fund Inc	5	4	0.7619
F&C Japan Growth Fund Acc	5	4	1
F&C Latin American Equity 1 Fund Acc	5	4	1
F&C Lifestyle Balanced 1 Fund Acc	5	4	1
F&C Lifestyle Cautious 1 Fund Acc	5	4	1
F&C Lifestyle Defensive 1 Fund Acc	5	4	1
F&C Lifestyle Defensive 1 Fund Inc	5	3	2
F&C Lifestyle Growth 1 Fund Acc	5	4	1
F&C Managed Balanced Fund Acc	5	4	1
F&C Managed Distribution 1 Fund Acc	5	4	1
F&C Managed Distribution 1 Fund Inc	5	4	1
F&C Managed Growth Fund Acc	5	4	1
F&C Maximum Income Bond 1 Fund Inc	5	4	1
F&C Multi Manager Balanced 1 Fund Acc	5	4	1
F&C Multi Manager Balanced 1 Fund Inc	5	4	1
F&C Multi Manager Cautious 1 Fund Acc	5	4	1
F&C Multi Manager Cautious 1 Fund Inc	5	4	1
F&C Multi Manager Distribution 1 Fund Acc	5	4	1
F&C Multi Manager Distribution 1 Fund Inc	5	4	1
F&C Multi Manager Growth 1 Fund Acc	5	4	1
F&C North American 1 Fund Acc	5	4	1



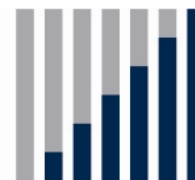
Investment Funds (non ISA) February 2009

Fund Name	Standard Initial Charge %	Investor Centre Discount %	Final Initial Charge to Client %
F&C Pacific Growth 1 Fund Acc	5	4	1
F&C Progressive Growth 1 Fund Acc	5	4	1
F&C Special Situations 1 Fund Acc	5	4	1
F&C Sterling Enhanced Cash 1 Fund Inc	0	0	0
F&C Stewardship Growth 1 Fund Acc	5	4	1
F&C Stewardship Growth 1 Fund Inc	5	4	1
F&C Stewardship Income 1 Fund Acc	5	4	1
F&C Stewardship Income 1 Fund Inc	5	4	1
F&C Stewardship International 1 Fund Acc	5	4	1
F&C Stewardship International 1 Fund Inc	5	4	1
F&C Strategic Bond Fund Acc	5	4	1
F&C Strategic Bond Fund Inc	5	4	1
F&C UK Dynamic 1 Fund Acc	5	4	1
F&C UK Equity 1 Fund Acc	5	4	1
F&C UK Equity Income Fund Inc	5	4	1
F&C UK Growth & Income 1 Fund Acc	5	4	1
F&C UK Growth & Income 1 Fund Inc	5	4	1
F&C UK Mid-Cap 1 Fund Acc	5	4	1
F&C UK Opportunities 1 Fund Acc	5	4	1
F&C UK Smaller Companies 1 Fund Acc	5	4	1
F&C US Smaller Companies 1 Fund Inc	5	4	1
Fidelity American A Fund Inc	3.5	3	0.5
Fidelity American Special Situations A Fund Acc	3.5	3	0.5
Fidelity Asian Aggressive Fund Acc	3.5	3	0.5
Fidelity Emg Eur Mid East & Africa A Fund Acc	3.5	3	0.5
Fidelity Enhanced Income A Fund Acc	3.5	3.5	0
Fidelity Enhanced Income A Fund Inc	3.5	3.5	0
Fidelity European A Fund Acc	3.5	3	0.5
Fidelity European Opportunities A Fund Acc	3.5	3	0.5
Fidelity Extra Income A Fund Acc	3.5	3.5	0
Fidelity Extra Income A Fund Inc	3.5	3.5	0
Fidelity Global Focus A Fund Acc	3.5	3	0.5
Fidelity Global Property A Fund Acc	3.5	3	0.5
Fidelity Global Special Situations A Fund Acc	3.5	3	0.5
Fidelity Growth & Income A Fund Inc	3.5	3	0.5
Fidelity Income Plus A Fund Inc	3.5	3	0.5
Fidelity International A Fund Acc	3.5	3	0.5
Fidelity Japan A Fund Acc	3.5	3	0.5
Fidelity Japan Smaller Companies A Fund Acc	3.5	3	0.5
Fidelity MM Distribution A Fund Inc	3.5	3	0.5



Investment Funds (non ISA) February 2009

Fund Name	Standard Initial Charge %	Investor Centre Discount %	Final Initial Charge to Client %
Fidelity MM Equity Income Port A Fund Inc	3.5	3	0.3816
Fidelity MM Growth Portfolio A Fund Acc	3.5	3	0.5
Fidelity MM Income Portfolio A Fund Inc	3.5	3	0.5
Fidelity MM Special Situations Port A Fund Acc	3.5	3	0.3816
Fidelity Moneybuilder Balanced A Fund Inc	0	0	0
Fidelity Moneybuilder Global A Fund Acc	0	0	0
Fidelity Moneybuilder Growth A Fund Inc	0	0	0
Fidelity Moneybuilder Income A Fund Inc	0	0	0
Fidelity Moneybuilder UK Index A Fund Acc	0	0	0
Fidelity Multi Asset Strategic A Fund Acc	3.5	3.5	0
Fidelity Portfolio A Fund Acc	3.5	3	0.3816
Fidelity South East Asia A Fund Acc	3.5	3	0.5
Fidelity Special Situations A Fund Acc	3.5	3	0.5
Fidelity Sterling Bond Fund Inc	3.5	3	0.5
Fidelity UK Aggressive A Fund Acc	3.5	3	0.5
Fidelity UK Growth A Fund Acc	3.5	3	0.5
Fidelity Wealthbuilder Fund Acc	3.5	3	0.5
Fidelity WealthBuilder Target 2010 A Fund Acc	3.5	3	0.5
Fidelity WealthBuilder Target 2015 A Fund Acc	3.5	3	0.5
Fidelity WealthBuilder Target 2020 A Fund Acc	3.5	3	0.5
Fidelity Funds Asian Special Sits A Fund GBP Inc	3.5	3	0.5
Fidelity Funds China Focus A Fund GBP Inc	3.5	3	0.5
Fidelity Funds Emerging Markets A Fund GBP Inc	3.5	3	0.5
Fidelity Funds Emg Eur MEast&Africa A Fund GBP Inc	3.5	3.5	0
Fidelity Funds Glb Financial Serv A Fund GBP Inc	3.5	3	0.5
Fidelity Funds Global Consumer Ind. A Fund GBP Inc	3.5	3.5	0
Fidelity Funds Global Health Care A Fund GBP Inc	3.5	3.5	0
Fidelity Funds Global Property A Fund GBP Inc	3.5	3	0.5
Fidelity Funds Global Tech. A Fund GBP Inc	3.5	3.5	0
Fidelity Funds Global Telecoms A Fund GBP Inc	3.5	3	0.5
Fidelity Funds India Focus A Fund GBP Inc	3.5	3	0.5
Fidelity Funds Latin America A Fund GBP Inc	3.5	3	0.5
Fidelity Funds MoneyBuilder Eu Indx A Fund GBP Inc	0	0	0
Fidelity Funds South East Asia A Fund GBP Inc	3.5	3	0.5
Fidelity Funds Sterling Bond A Fund GBP Inc	3.5	3	0.5
Fidelity Funds United Kingdom A Fund GBP Inc	5.25	3	2.25
First State Asia Pacific A Fund Acc	4	0	3.8462
First State Asia Pacific Leaders A Fund Acc	4	3.8462	0
First State Asia Pacific Sustainability A Fund Acc	4	3.8462	0
First State Asian Property Securities A Fund Acc	4	3.8462	0



Investment Funds (non ISA) February 2009

Fund Name	Standard Initial Charge %	Investor Centre Discount %	Final Initial Charge to Client %
First State Asian Property Securities A Fund Inc	4	3.8462	0
First State Gbl Emerging Mkts Leaders A Fund Acc	4	3.8462	0
First State Gbl Listed Infrastructure A Fund Acc	4	3.8462	0
First State Gbl Listed Infrastructure A Fund Inc	4	3.8462	0
First State Global Emerging Markets A Fund Acc	4	0	3.8462
First State Global Growth A Fund Acc	4	3.8462	0
First State Global Opportunities A Fund Acc	4	3.8462	0
First State Global Property Securities A Fund Acc	4	3.8462	0
First State Global Property Securities A Fund Inc	4	3.8462	0
First State Global Resources A Fund Acc	4	3.8462	0
First State Greater China Growth A Fund Acc	4	3.8462	0
First State Indian Subcontinent A Fund Acc	4	3.8462	0
Franklin India A Fund GBP Inc	5	3	2
Franklin MENA A Fund GBP Inc	5	3	2
Templeton Asian Growth A Fund GBP Inc	5	3	2
Templeton BRIC A Fund GBP Inc	5	3	2
Templeton China A Fund GBP Inc	5	3	2
Templeton Eastern Europe A Fund GBP Inc	5	3	2
Templeton Emerging Mkts Smaller Cos A Fund GBP Inc	5	3	2
Templeton Global Bond A Fund GBP Inc	3	2	1
Templeton Global Bond H1 A Fund GBP Inc	3	2	1
Templeton Latin America A Fund GBP Inc	5	3	2
Franklin Biotechnology A Fund Acc	5	3	2
Franklin Global REITs A Fund Acc	5	3	2
Franklin Global REITs A Fund Inc	5	3	2
Franklin Mutual Shares A Fund Acc	5	3	2
Franklin Mutual Shares A Fund Inc	5	3	2
Franklin US Equity A Fund Acc	5	3	2
Templeton Europe A Fund Acc	5	3	2
Templeton Europe A Fund Inc	5	3	2
Templeton Global Emerging Markets A Fund Acc	5	3	2
Templeton Global Total Return Bond A Fund Acc	3	2	1
Templeton Global Total Return Bond A Fund Inc	3	2	1
Templeton Growth A Fund Acc	5	3	2
Templeton Growth A Fund Inc	5	3	2
Templeton Strategic Bond A Fund Acc	3	2	1
Templeton Strategic Bond A Fund Inc	3	2	1
Templeton U.K. Equity A Fund Acc	5	3	2
Templeton U.K. Equity A Fund Inc	5	3	2
Gartmore Cautious Managed Ret Fund Acc	5	5	0



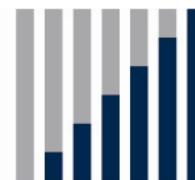
Investment Funds (non ISA) February 2009

Fund Name	Standard Initial Charge %	Investor Centre Discount %	Final Initial Charge to Client %
Gartmore Cautious Managed Ret Fund Inc	5	5	0
Gartmore China Opportunities Ret Fund Acc	5	5	0
Gartmore Corporate Bond Ret Fund Acc	3.5	3.5	0
Gartmore Corporate Bond Ret Fund Inc	3.5	3.5	0
Gartmore Emerging Markets Opps Ret Fund Acc	5	5	0
Gartmore European Absolute Return R Fund Acc	5	3	2
Gartmore European Focus Ret Fund Acc	5	5	0
Gartmore European Selected Opps Ret Fund Acc	5	5	0
Gartmore Global Focus Ret Fund Acc	5	5	0
Gartmore High Yield Corporate Bond Ret Fund Acc	3.5	3.5	0
Gartmore High Yield Corporate Bond Ret Fund Inc	3.5	3.5	0
Gartmore Japan Opportunities Ret Fund Acc	5	5	0
Gartmore MultiManager Absolute Return Fund Acc	5	5	0
Gartmore MultiManager Active Fund Acc	5	5	0
Gartmore MultiManager Balanced Fund Acc	5	5	0
Gartmore MultiManager Balanced Fund Inc	5	5	0
Gartmore MultiManager Cautious Fund Acc	5	5	0
Gartmore MultiManager Cautious Fund Inc	5	5	0
Gartmore Pacific Opportunities Ret Fund Acc	5	5	0
Gartmore Safeguard Ret Fund Acc	5	5	0
Gartmore UK & Irish Smaller Cos Ret Fund Acc	5	5	0
Gartmore UK Equity Income Ret Fund Acc	5	5	0
Gartmore UK Equity Income Ret Fund Inc	5	5	0
Gartmore UK Focus Ret Fund Acc	5	5	0
Gartmore UK Growth Ret Fund Acc	5	5	0
Gartmore UK Index Ret Fund Acc	0	0	0
Gartmore UK Index Ret Fund Inc	0	0	0
Gartmore UK Tracker Fund Acc	0	0	0
Gartmore US Growth Ret Fund Acc	5	5	0
Gartmore US Opportunities Ret Fund Acc	5	5	0
Gartmore US Smaller Companies Ret Fund Acc	5	5	0
Guinness Alternative Energy C Fund GBP Inc	5	3	2
Guinness Global Energy C Fund GBP Inc	5	3	2
Henderson Asia Pacific Capital Growth A Fund Acc	5	3	1.7619
Henderson Emerging Markets A Fund Acc	5	3	1.7619
Henderson European Opportunities A Fund Acc	5	3	1.7619
Henderson European Smaller Companies A Fund Acc	5	3	1.7619
Henderson Global Care Growth A Fund Inc	4.5	3	1.3062
Henderson Global Care Managed A Fund Acc	4.5	3	1.3062
Henderson Global Care UK Income A Fund Inc	4.5	3	1.3062



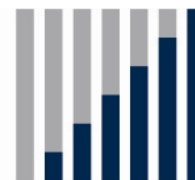
Investment Funds (non ISA) February 2009

Fund Name	Standard Initial Charge %	Investor Centre Discount %	Final Initial Charge to Client %
Henderson Global Technology A Fund Acc	5	3	1.7619
Henderson Index Linked Bond A Fund Inc	4	3	0.8462
Henderson Industries of the Future A Fund Inc	5	3	1.7619
Henderson International A Fund Acc	5	3	1.7619
Henderson Japan Capital Growth A Fund Acc	5	3	1.7619
Henderson Long Dated Credit A Fund Inc	4	3	0.8462
Henderson MM Distribution A Fund Inc	5.25	4.9881	0
Henderson MM Growth A Fund Inc	5.25	4.9881	0
Henderson MM Income & Growth A Fund Inc	5.25	4.9881	0
Henderson Nth American Enhanced Equity A Fund Acc	5	3	1.7619
Henderson Preference & Bond A Fund Inc	4	3	0.8462
Henderson Strategic Bond A Fund Inc	4	3	0.8462
Henderson UK Equity A Fund Inc	5	3	1.7619
Henderson UK Equity Income A Fund Inc	5	3	1.7619
Henderson UK Extra Income A Fund Inc	5	3	1.7619
Henderson UK Gilt A Fund Inc	4	3	0.8462
Henderson UK Growth & Income A Fund Inc	5	3	1.7619
Henderson UK Opportunities A Fund Acc	5	3	1.7619
Henderson UK Smaller Companies A Fund Acc	5	3	1.7619
HHF Asia Pacific Property Equities A1 Fund GBP Inc	5	3	1.7619
HHF Asia Pacific Property Equities A2 Fund GBP Acc	5	3	1.7619
HHF Global Property Equities A1 Fund GBP Inc	5	3	1.7619
HHF Global Property Equities A2 Fund GBP Acc	5	3	1.7619
HSBC American Growth Retail Fund Acc	4	3.5	0.5
HSBC American Growth Retail Fund Inc	4	3	1
HSBC American Index Retail Fund Acc	0	0	0
HSBC American Index Retail Fund Inc	0	0	0
HSBC Asian Growth Retail Fund Acc	4	3.5	0.5
HSBC Balanced Retail Fund Acc	4	3.5	0.5
HSBC Balanced Retail Fund Inc	4	3.5	0.5
HSBC Corporate Bond Retail Fund Acc	4	3.5	0.5
HSBC Corporate Bond Retail Fund Inc	4	3.5	0.5
HSBC European Growth Retail Fund Acc	4	3.5	0.5
HSBC European Growth Retail Fund Inc	4	3.5	0.5
HSBC European Index Retail Fund Acc	0	0	0
HSBC FTSE 100 Index Retail Fund Acc	0	0	0
HSBC FTSE 100 Index Retail Fund Inc	0	0	0
HSBC FTSE 250 Index Retail Fund Acc	0	0	0
HSBC FTSE 250 Index Retail Fund Inc	0	0	0
HSBC FTSE All-Share Index Retail Fund Acc	0	0	0



Investment Funds (non ISA) February 2009

Fund Name	Standard Initial Charge %	Investor Centre Discount %	Final Initial Charge to Client %
HSBC FTSE All-Share Index Retail Fund Inc	0	0	0
HSBC Gilt & Fixed Interest Fund Acc	4	3	1
HSBC Gilt & Fixed Interest Fund Inc	4	3	1
HSBC Greater China Retail Fund Acc	4	3.5	0.5
HSBC Income Retail Fund Acc	4	3.5	0.5
HSBC Income Retail Fund Inc	4	3.5	0.5
HSBC Japan Index Retail Fund Acc	0	0	0
HSBC Monthly Income Retail Fund Acc	4	3.5	0.5
HSBC Monthly Income Retail Fund Inc	4	3.5	0.5
HSBC Open Global Distribution Fund Acc	4	4	0
HSBC Open Global Distribution Fund Inc	4	4	0
HSBC Open Global Property Retail Fund Acc	4	4	0
HSBC Open Global Property Retail Fund Inc	4	4	0
HSBC Open Global Return Fund Acc	4	4	0
HSBC Open Global Return Fund Inc	4	4	0
HSBC Pacific Index Retail Fund Acc	0	0	0
HSBC UK Freestyle Retail Fund Acc	4	4	0
HSBC UK Freestyle Retail Fund Inc	4	4	0
HSBC UK Growth & Income A Fund Acc	4	3.5	0.5
HSBC UK Growth & Income A Fund Inc	4	3.5	0.5
HSBC UK Smaller Companies Retail Fund Acc	4	3.5	0.5
HSBC GIF Brazil Equity AC Fund GBP Inc	5.54	3	2.54
HSBC GIF Brazil Equity AD Fund GBP Acc	5.54	3	2.54
HSBC GIF BRIC Freestyle M2C Fund GBP Inc	5.54	3	2.54
HSBC GIF BRIC Freestyle M2D Fund GBP Acc	5.54	3	2.54
HSBC GIF BRIC Markets Equity AC Fund GBP Inc	5.54	3	2.54
HSBC GIF BRIC Markets Equity AD Fund GBP Acc	5.54	3	2.54
HSBC GIF Chinese Equity AC Fund GBP Inc	5.54	3	2.54
HSBC GIF Chinese Equity AD Fund GBP Acc	5.54	3	2.54
HSBC GIF Climate Change AC Fund GBP Inc	5.54	3	2.54
HSBC GIF Climate Change AD Fund GBP Acc	5.54	3	2.54
HSBC GIF GEM Equity AC Fund GBP Inc	5.54	3	2.54
HSBC GIF GEM Equity AD Fund GBP Acc	5.54	3	2.54
HSBC GIF Glo Emerg Mrkt Local Debt AC Fund GBP Inc	5.54	3	2.54
HSBC GIF Glo Emerg Mrkt Local Debt AD Fund GBP Acc	5.54	3	2.54
HSBC GIF Glo Emerging Markets Bond AC Fund GBP Inc	5.54	3	2.54
HSBC GIF Glo Emerging Markets Bond AD Fund GBP Acc	5.54	3	2.54
HSBC GIF Indian Equity AC Fund GBP Inc	5.54	3	2.54
HSBC GIF Indian Equity AD Fund GBP Acc	5.54	3	2.54
HSBC GIF Latin America Freestyle M1C Fund GBP Inc	5.54	3	2.54



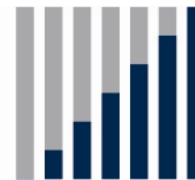
Investment Funds (non ISA) February 2009

Fund Name	Standard Initial Charge %	Investor Centre Discount %	Final Initial Charge to Client %
HSBC GIF Latin America Freestyle M1D Fund GBP Acc	5.54	3	2.54
HSBC GIF New World Income M1C Fund GBP Acc	5.54	3	2.54
HSBC GIF New World Income M1D Fund GBP Inc	5.54	3	2.54
Ignis American Growth A Fund Acc	5.25	3	1.9881
Ignis American Growth A Fund Inc	5.25	3	1.9881
Ignis Argonaut European Alpha A Fund Acc	5.25	3	2.25
Ignis Argonaut European Income A Fund Acc	5.25	3	2.25
Ignis Argonaut European Income A Fund Inc	5.25	5.25	0
Ignis Balanced Growth A Fund Acc	5.25	3	1.9881
Ignis Balanced Growth A Fund Inc	5.25	3	1.9881
Ignis Cartesian UK Opps A Fund Acc	5.25	3	2.25
Ignis Corporate Bond A Fund Acc	4.25	3	1.0767
Ignis Corporate Bond A Fund Inc	4.25	3	1.0767
Ignis European Growth A Fund Acc	5.25	3	1.9881
Ignis European Growth A Fund Inc	5.25	3	1.9881
Ignis Global Growth A Fund Acc	5.25	3	1.9881
Ignis Global Growth A Fund Inc	5.25	3	1.9881
Ignis High Income Bond A Fund Acc	4.25	3	1.0767
Ignis High Income Bond A Fund Inc	4.25	3	1.0767
Ignis Higher Yield A Fund Acc	5.25	3	1.9881
Ignis Higher Yield A Fund Inc	5.25	3	1.9881
Ignis Japan A Fund Acc	5.25	3	1.9881
Ignis Japan A Fund Inc	5.25	3	1.9881
Ignis Maia MM Balanced A Fund Acc	5.25	4.9881	0
Ignis Maia MM Balanced A Fund Inc	5.25	4.9881	0
Ignis Maia MM Cautious A Fund Acc	5.25	4.9881	0
Ignis Maia MM Cautious A Fund Inc	5.25	4.9881	0
Ignis Maia MM Growth A Fund Acc	5.25	4.9881	0
Ignis Maia MM Growth A Fund Inc	5.25	4.9881	0
Ignis Managed Portfolio A Fund Acc	5.25	3	1.9881
Ignis Managed Portfolio A Fund Inc	5.25	3	1.9881
Ignis Pacific Growth A Fund Acc	5.25	3	1.9881
Ignis Pacific Growth A Fund Inc	5.25	3	1.9881
Ignis Smaller Companies A Fund Acc	5.25	3	1.9881
Ignis Smaller Companies A Fund Inc	5.25	3	1.9881
Ignis UK Focus A Fund Acc	5.25	3	1.9881
Ignis UK Property A Fund Acc	5.25	3	1.9881
Ignis UK Property A Fund Inc	5.25	3	1.9881
Ignis Intl Cartesian UK Equ 130/30 A Fund GBP Acc	5	3	2
Ignis Intl Cartesian UK Equ 130/30 A Fund GBP Inc	5	3	2



Investment Funds (non ISA) February 2009

Fund Name	Standard Initial Charge %	Investor Centre Discount %	Final Initial Charge to Client %
Ignis Intl HEXAM Emg Eur A Fund GBP Acc	5	3	2
Ignis Intl HEXAM Emg Eur A Fund GBP Inc	5	3	2
Ignis Intl HEXAM Global Emg Mrkts A Fund GBP Acc	5	3	2
Ignis Intl HEXAM Global Emg Mrkts A Fund GBP Inc	5	3	2
CF iimia Accelerated A Fund Acc	5	5	0
CF iimia Growth & Income Fund Acc	5	4	1
CF iimia Growth & Income Fund Inc	5	4	1
CF iimia Growth Fund Inc	5	4	1
CF iimia Income Fund Inc	5	4	1
IFSL Impax Environmental Leaders A Fund Acc	5	5	0
IFSL Impax Environmental Leaders A Fund Inc	5	5	0
Ins Absolute Ins UK Eq Mrk Neutral AP Fund GBP Acc	4	3.8462	0
Insight Absolute Insight A Fund Acc	4	3.8462	0
Insight Diversified Dynamic Return A Fund Acc	4	3.8462	0
Insight Diversified High Income A Fund Acc	4	3.8462	0
Insight Diversified High Income A Fund Inc	4	3.8462	0
Insight Diversified Target Return A Fund Acc	4	3.8462	0
Insight Equity High Income A Fund Acc	4	3.8462	0
Insight Equity High Income A Fund Inc	4	3.8462	0
Insight European Alpha A Fund Acc	4	3.8462	0
Insight European Small Cap A Fund Acc	4	3.8462	0
Insight Evergreen A Fund Acc	4	3.8462	0
Insight Global Alpha A Fund Acc	4	3.8462	0
Insight Monthly Income A Fund Acc	4	3.8462	0
Insight Monthly Income A Fund Inc	4	3.8462	0
Insight Monthly Income Bond A Fund Acc	4	3.8462	0
Insight Monthly Income Bond A Fund Inc	4	3.8462	0
Insight UK Alpha A Fund Acc	4	3.8462	0
Insight UK Alpha A Fund Inc	4	3.8462	0
Insight UK Corporate Bond A Fund Acc	4	3.8462	0
Insight UK Corporate Bond A Fund Inc	4	3.8462	0
Insight UK Discretionary A Fund Acc	4	3.8462	0
Insight UK Dynamic Managed A Fund Acc	4	3.8462	0
Insight UK Small Cap A Fund Acc	4	3.8462	0
Insight UK Small Cap A Fund Inc	4	3.8462	0
Insight Wealth Builder Balanced A Fund Acc	4	3.8462	0
Insight Wealth Builder Balanced A Fund Inc	4	3.8462	0
Invesco Perpetual Asian Fund Acc	5	4.5	0.5
Invesco Perpetual Asian Fund Inc	5	4.5	0.5
Invesco Perpetual Corporate Bond Fund Acc	5	4.75	0.25



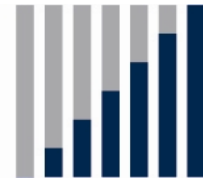
Investment Funds (non ISA) February 2009

Fund Name	Standard Initial Charge %	Investor Centre Discount %	Final Initial Charge to Client %
Invesco Perpetual Corporate Bond Fund Inc	5	4.75	0.25
Invesco Perpetual Distribution Fund Acc	5	4.75	0.25
Invesco Perpetual Distribution Fund Inc	5	4.75	0.25
Invesco Perpetual Emerging Countries Fund Acc	5	4.5	0.5
Invesco Perpetual Emerging Countries Fund Inc	5	4.5	0.5
Invesco Perpetual Emerging European Fund Acc	5	3	2
Invesco Perpetual Emerging European Fund Inc	5	3	2
Invesco Perpetual European Equity Fund Acc	5	4.5	0.5
Invesco Perpetual European Equity Fund Inc	5	4.5	0.5
Invesco Perpetual European Equity Income Fund Acc	5	3	2
Invesco Perpetual European Equity Income Fund Inc	5	3	2
Invesco Perpetual European High Income Fund Acc	5	4.75	0.25
Invesco Perpetual European High Income Fund Inc	5	4.75	0.25
Invesco Perpetual European High Yield Fund Acc	5	4.75	0.25
Invesco Perpetual European High Yield Fund Inc	5	4.75	0.25
Invesco Perpetual European Opportunities Fund Acc	5	3	2
Invesco Perpetual European Opportunities Fund Inc	5	3	2
Invesco Perpetual European Smaller Cos Fund Acc	5	3	2
Invesco Perpetual Global Bond Fund Acc	5	4.75	0.25
Invesco Perpetual Global Bond Fund Inc	5	4.75	0.25
Invesco Perpetual Global Dynamic Theme Fund Acc	5	4.5	0.5
Invesco Perpetual Global Equity Income Fund Acc	5	3	2
Invesco Perpetual Global Equity Income Fund Inc	5	3	2
Invesco Perpetual Global Smaller Cos Fund Acc	5	4.5	0.5
Invesco Perpetual Global Smaller Cos Fund Inc	5	4.5	0.5
Invesco Perpetual High Income Fund Acc	5	4.5	0.5
Invesco Perpetual High Income Fund Inc	5	5	0
Invesco Perpetual Hong Kong and China Fund Acc	5	4.5	0.5
Invesco Perpetual Income and Growth Fund Acc	5	4.5	0.5
Invesco Perpetual Income and Growth Fund Inc	5	4.5	0.5
Invesco Perpetual Income Fund Acc	5	4.5	0.5
Invesco Perpetual Income Fund Inc	5	4.5	0.5
Invesco Perpetual International Equity Fund Acc	5	4.5	0.5
Invesco Perpetual International Equity Fund Inc	5	4.5	0.5
Invesco Perpetual International Growth Fund Acc	5	4.5	0.5
Invesco Perpetual Japan Fund Acc	5	4.5	0.5
Invesco Perpetual Japanese Smaller Cos Fund Acc	5	4.5	0.5
Invesco Perpetual Latin American Fund Acc	5	4.5	0.5
Invesco Perpetual Latin American Fund Inc	5	4.5	0.5
Invesco Perpetual Monthly Income Plus Fund Acc	5	4.75	0.25



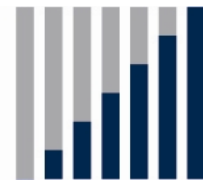
Investment Funds (non ISA) February 2009

Fund Name	Standard Initial Charge %	Investor Centre Discount %	Final Initial Charge to Client %
Invesco Perpetual Monthly Income Plus Fund Inc	5	4.75	0.25
Invesco Perpetual Pacific Fund Acc	5	4.5	0.5
Invesco Perpetual Pacific Fund Inc	5	4.5	0.5
Invesco Perpetual Strategic Income Fund Acc	5	3	2
Invesco Perpetual Strategic Income Fund Inc	5	3	2
Invesco Perpetual UK Aggressive Fund Acc	5	4.5	0.5
Invesco Perpetual UK Aggressive Fund Inc	5	4.5	0.5
Invesco Perpetual UK Growth Fund Acc	5	4.5	0.5
Invesco Perpetual UK Growth Fund Inc	5	4.5	0.5
Invesco Perpetual UK Smaller Cos Equity Fund Acc	5	4.5	0.5
Invesco Perpetual UK Smaller Cos Equity Fund Inc	5	4.5	0.5
Invesco Perpetual UK Smaller Cos Growth Fund Acc	5	4.5	0.5
Invesco Perpetual UK Smaller Cos Growth Fund Inc	5	4.5	0.5
Invesco Perpetual US Equ. Benchmark Plus Fund Acc	5	3	2
Invesco Perpetual US Equ. Benchmark Plus Fund Inc	5	3	2
Invesco Perpetual US Equity Fund Acc	5	4.5	0.5
Invesco Perpetual World Growth Portfolio Fund Acc	5	4.5	0.5
Invesco Perpetual World Growth Portfolio Fund Inc	5	4.5	0.5
Invesco Perpetual World Income Fund Acc	5	4.5	0.5
Invesco Perpetual World Income Fund Inc	5	4.5	0.5
Investec Africa & Middle East P Fund Acc	4.5	3	1.5
Investec American A Fund Acc	4.5	3	1.5
Investec American B Fund Acc	4.5	3	1.5
Investec Asia Ex Japan A Fund Acc	4.5	3	1.5
Investec Balanced Managed A Fund Inc	4.5	3	1.5
Investec Capital Accumulator A Fund Acc	4.5	3	1.5
Investec Cautious Managed A Fund Acc	4.5	4.5	0
Investec Cautious Managed A Fund Inc	4.5	4.5	0
Investec Emerging Markets Debt A Fund Acc	4.5	3	1.5
Investec Emerging Markets Debt A Fund Inc	4.5	3	1.5
Investec Enhanced Natural Resources P Fund Acc	4.5	3	1.5
Investec European A Fund Acc	4.5	3	1.5
Investec Global Bond A Fund Inc	4.5	3	1.5
Investec Global Dynamic A Fund Acc	4.5	3	1.5
Investec Global Energy A Fund Acc	4.5	3	1.5
Investec Global Equity A Fund Acc	4.5	3	1.5
Investec Global Ex UK Equity A Acc	4.5	3	1.5
Investec Global Extension A Fund Acc	4.5	3	1.5
Investec Global Free Enterprise A Fund Acc	4.5	4	0.5
Investec Global Gold A Fund Acc	4.5	3	1.5



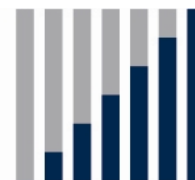
Investment Funds (non ISA) February 2009

Fund Name	Standard Initial Charge %	Investor Centre Discount %	Final Initial Charge to Client %
Investec Japan A Fund Acc	4.5	3	1.5
Investec Managed Distribution A Fund Acc	4.5	4	0.5
Investec Managed Distribution A Fund Inc	4.5	4	0.5
Investec Managed Growth A Fund Acc	4.5	3	1.5
Investec Monthly High Income A Fund Acc	4.5	3	1.5
Investec Monthly High Income A Fund Inc	4.5	3	1.5
Investec Pan European Equity A Fund Acc	4.5	3	1.5
Investec Sterling Bond A Fund Acc	3.5	3	0.5
Investec Sterling Bond A Fund Inc	3.5	3	0.5
Investec Target Return A Fund Acc	4.5	3	1.5
Investec UK Alpha A Fund Acc	4.5	3	1.5
Investec UK Blue Chip A Fund Acc	4.5	3	1.5
Investec UK Smaller Companies A Fund Acc	4.5	3	1.5
Investec UK Smaller Companies A Fund Inc	4.5	3	1.5
Investec UK Special Situations A Fund Acc	4.5	4.5	0
Investec UK Special Situations A Fund Inc	4.5	4.5	0
JOHCM Continental Select Values R Fund Acc	5	5	0
JOHCM UK Equity Income R Fund Acc	5	5	0
JOHCM UK Equity Income R Fund Inc	5	5	0
JOHCM UK Opportunities R Fund Acc	5	5	0
JOHCM UK Opportunities R Fund Inc	5	3	2
JOHCM Continental European R Fund GBP Inc	5	5	0
JOHCM European R Fund GBP Inc	5	5	0
JOHCM European Select Values R Fund GBP Inc	5	5	0
JOHCM Global Select R Fund GBP Inc	5	5	0
JOHCM Japan R Fund GBP Inc	5	5	0
JOHCM Japan Select R Fund GBP Inc	5	5	0
JOHCM UK Growth R Fund GBP Inc	5	5	0
JOHCM US Opportunities R Fund GBP Inc	5	5	0
CF J.M. Finn Global Opportunities R Fund Acc	5	4.5	0.5
CF J.M. Finn UK Portfolio R Fund Acc	5	4.5	0.5
CF J.M. Finn UK Portfolio R Fund Inc	5	4.5	0.5
JPM Asia A Fund Acc	4.25	3.75	0.3267
JPM Balanced Total Return A Fund Acc	4.25	4	0.0767
JPM Balanced Total Return A Fund Inc	4.25	4	0.0767
JPM Cautious Total Return A Fund Acc	4.25	4	0.0767
JPM Cautious Total Return A Fund Inc	4.25	4	0.0767
JPM Emerging Markets A Fund Acc	4.25	3.75	0.3267
JPM Emerging Markets Infrastructure A Fund Acc	4.25	3.75	0.3267
JPM Emerging Markets Infrastructure A Fund Inc	4.25	3.75	0.3267



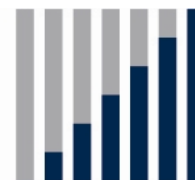
Investment Funds (non ISA) February 2009

Fund Name	Standard Initial Charge %	Investor Centre Discount %	Final Initial Charge to Client %
JPM Europe A Fund Acc	4.25	3.75	0.3267
JPM Europe Dynamic (ex-UK) A Fund Acc	4.25	3.75	0.3267
JPM Europe Dynamic (ex-UK) A Fund Inc	4.25	3.75	0.3267
JPM Europe Smaller Companies A Fund Acc	4.25	3.75	0.3267
JPM Global (Ex UK) Bond A Fund Acc	3.5	3	0.3816
JPM Global (Ex UK) Bond A Fund Inc	3.5	3	0.3816
JPM Global A Fund Acc	4.25	3.75	0.3267
JPM Global Consumer Trends A Fund Acc	4.25	3.75	0.3267
JPM Global Consumer Trends A Fund Inc	4.25	3.75	0.3267
JPM Global Equity Income A Fund Acc	4.25	4	0.0767
JPM Global Equity Income A Fund Inc	4.25	4	0.0767
JPM Global Financials A Fund Acc	4.25	3.75	0.3267
JPM Global High Yield Bond A Fund Acc	3.5	3	0.3816
JPM Global High Yield Bond A Fund Inc	3.5	3	0.3816
JPM Global Property Securities A Fund Acc	4.25	3.75	0.3267
JPM Global Property Securities A Fund Inc	4.25	3.75	0.3267
JPM Japan A Fund Acc	4.25	3.75	0.3267
JPM Multi-Manager Growth A Fund Acc	4.25	3.75	0.3267
JPM Multi-Manager Growth A Fund Inc	4.25	3.75	0.3267
JPM Natural Resources A Fund Acc	4.25	3.75	0.3267
JPM Natural Resources A Fund Inc	4.25	3.75	0.3267
JPM New Europe A Fund Acc	4.25	3.75	0.3267
JPM Portfolio A Fund Acc	5.5	5	0.2133
JPM Premier Equity Growth A Fund Acc	4.25	3.75	0.3267
JPM Premier Equity Income A Fund Acc	4.25	3.75	0.3267
JPM Premier Equity Income A Fund Inc	4.25	3.75	0.3267
JPM Sterling Corporate Bond A Fund Acc	3.5	3	0.3816
JPM Sterling Corporate Bond A Fund Inc	3.5	3	0.3816
JPM UK Active 350 A Fund Acc	3.5	3	0.3816
JPM UK Active 350 A Fund Inc	3.5	3	0.3816
JPM UK Dynamic A Fund Acc	4.25	3.75	0.3267
JPM UK Dynamic A Fund Inc	4.25	3.75	0.3267
JPM UK Equity & Bond Income A Fund Acc	3.5	3	0.3816
JPM UK Equity & Bond Income A Fund Inc	3.5	3	0.3816
JPM UK Focus A Fund Acc	4.25	3.75	0.3267
JPM UK Focus A Fund Inc	4.25	3.75	0.3267
JPM UK Managed Equity A Fund Acc	4.25	3.75	0.3267
JPM UK Managed Equity A Fund Inc	4.25	3.75	0.3267
JPM UK Smaller Companies A Fund Acc	4.25	3.75	0.3267
JPM UK Strategic Equity Income A Fund Acc	4.25	3.75	0.3267



Investment Funds (non ISA) February 2009

Fund Name	Standard Initial Charge %	Investor Centre Discount %	Final Initial Charge to Client %
JPM UK Strategic Equity Income A Fund Inc	4.25	3.75	0.3267
JPM US A Fund Acc	4.25	3.75	0.3267
JPM US Equity Income A Fund Acc	4.25	3.75	0.3267
JPM US Equity Income A Fund Inc	4.25	3.75	0.3267
JPM US Select A Fund Acc	4.25	3.75	0.3267
JPM US Select A Fund Inc	4.25	3.75	0.3267
JPM US Smaller Companies A Fund Acc	4.25	3.75	0.3267
Jupiter Asian Fund Inc	5.25	4.7506	0.2375
Jupiter China Fund Acc	5.25	4.7506	0.2375
Jupiter China Fund Inc	5.25	4.7506	0.2375
Jupiter Corporate Bond Fund Inc	4	3.6058	0.2404
Jupiter Distribution Fund Acc	4.5	4.067	0.2392
Jupiter Distribution Fund Inc	4.5	4.067	0.2392
Jupiter Ecology Fund Inc	5	4.5238	0.2381
Jupiter Emerging European Opportunities Fund Acc	5.5	4.9763	0.237
Jupiter Environmental Income Fund Acc	5.25	4.7506	0.2375
Jupiter Environmental Income Fund Inc	5.25	4.7506	0.2375
Jupiter European Fund Inc	5	4.5238	0.2381
Jupiter European Income Fund Acc	5.25	4.7506	0.2375
Jupiter European Income Fund Inc	5.25	4.7506	0.2375
Jupiter European Special Situations Fund Acc	5.25	4.7506	0.2375
Jupiter Financial Opportunities Fund Inc	5.25	4.7506	0.2375
Jupiter Fund of Investment Trusts Inc	5.25	4.7506	0.2375
Jupiter Global Managed Fund Inc	5.25	4.7506	0.2375
Jupiter Global Technology Fund Acc	5.25	4.7506	0.2375
Jupiter Growth & Income Fund Inc	5.25	4.7506	0.2375
Jupiter High Income Fund Inc	5.25	4.7506	0.2375
Jupiter Income Trust Inc	5	4.5238	0.2381
Jupiter India Fund Acc	5.25	4.7506	0.2375
Jupiter Japan Income Fund Acc	5.25	4.7506	0.2375
Jupiter Japan Income Fund Inc	5.25	4.7506	0.2375
Jupiter Merlin Balanced Portfolio Fund Acc	5.25	4.7506	0.2375
Jupiter Merlin Balanced Portfolio Fund Inc	5.25	4.7506	0.2375
Jupiter Merlin Growth Portfolio Acc	5.25	4.7506	0.2375
Jupiter Merlin Growth Portfolio Inc	5.25	4.7506	0.2375
Jupiter Merlin Income Portfolio Acc	5.25	4.7506	0.2375
Jupiter Merlin Income Portfolio Inc	5.25	4.7506	0.2375
Jupiter Merlin Worldwide Portfolio Acc	5.25	4.7506	0.2375
Jupiter Merlin Worldwide Portfolio Inc	5.25	4.7506	0.2375
Jupiter Monthly Income Fund Acc	5.25	4.7506	0.2375



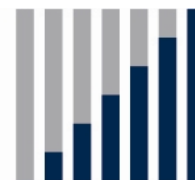
Investment Funds (non ISA) February 2009

Fund Name	Standard Initial Charge %	Investor Centre Discount %	Final Initial Charge to Client %
Jupiter Monthly Income Fund Inc	5.25	4.7506	0.2375
Jupiter North American Income Fund Acc	5.25	4.7506	0.2375
Jupiter North American Income Fund Inc	5.25	4.7506	0.2375
Jupiter Strategic Bond Fund Acc	4	3.6058	0.2404
Jupiter Strategic Bond Fund Inc	4	3.6058	0.2404
Jupiter UK Growth Fund Inc	5	4.5238	0.2381
Jupiter UK Smaller Companies Fund Acc	5.25	4.7506	0.2375
Jupiter UK Special Situations Fund Inc	5.25	4.7506	0.2375
Jupiter Undervalued Assets Fund Acc	5.25	4.7506	0.2375
Lazard Emerging Markets R Fund Acc	3.75	3.1326	0.4819
Lazard Emerging Markets R Fund Inc	3.75	3.3735	0.241
Lazard European Alpha R Fund Inc	3.75	3.3735	0.241
Lazard European Smaller Companies R Fund Acc	3.75	3.3735	0.241
Lazard Global Equity Income R Fund Acc	3.75	3.3735	0.241
Lazard Global Equity Income R Fund Inc	3.75	3.3735	0.241
Lazard UK Alpha R Fund Acc	3.75	3.25	0.3645
Lazard UK Alpha R Fund Inc	3.75	3.3735	0.241
Lazard UK Income R Fund Acc	3.75	3.3735	0.241
Lazard UK Income R Fund Inc	3.75	3.3735	0.241
Lazard UK Omega R Fund Acc	3.75	3.1326	0.4819
Lazard UK Omega R Fund Inc	3.75	3.3735	0.241
Lazard UK Smaller Companies R Fund Inc	3.75	3.3735	0.241
L&G (A&L) Capital Growth Fund Acc	3	0	2.9126
L&G (A&L) European Growth Fund Acc	5	0	4.7619
L&G (A&L) Extra Income Fund Acc	4	0	3.8462
L&G (A&L) Extra Income Fund Inc	4	0	3.8462
L&G (A&L) Income Fund Acc	3	0	2.9126
L&G (A&L) Income Fund Inc	3	0	2.9126
L&G (A&L) UK 100 Index Tracker Fund Acc	3	0	2.9126
L&G (Barclays) MM Europe (ex-UK) Alpha B Fund Inc	2.5	2.5	0
L&G (Barclays) MM Sterling Bond B Fund Inc	2	2	0
L&G (Barclays) MM UK Alpha B Fund Inc	2.5	2.5	0
L&G (Barclays) MM UK Lower Cap B Fund Inc	2.5	2.5	0
L&G (Barclays) MM US Alpha B Fund Inc	2.5	2.5	0
L&G Equity Trust Acc	5	4	0.7619
L&G Equity Trust Inc	5	4	0.7619
L&G Global Growth Trust Acc	5	4	0.7619
L&G Global Growth Trust Inc	5	4	0.7619
L&G Worldwide Trust Acc	5	4	0.7619
L&G Worldwide Trust Inc	5	4	0.7619



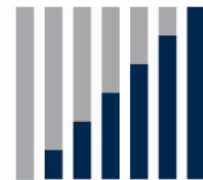
Investment Funds (non ISA) February 2009

Fund Name	Standard Initial Charge %	Investor Centre Discount %	Final Initial Charge to Client %
Legal & General Asian Income R Trust Acc	5	4	0.7619
Legal & General Asian Income R Trust Inc	5	4	0.7619
Legal & General Cash R Trust Acc	0	0	0
Legal & General Distribution R Trust Acc	5	4	0.7619
Legal & General Distribution R Trust Inc	5	4	0.7619
Legal & General Divers Absolute Ret R Trust Acc	5	4	0.7619
Legal & General Divers Absolute Ret R Trust Inc	5	4	0.7619
Legal & General Dynamic Bond A Trust Acc	3	2.9126	0
Legal & General Dynamic Bond A Trust Inc	3	2.9126	0
Legal & General Ethical R Trust Acc	0	0	0
Legal & General Ethical R Trust Inc	0	0	0
Legal & General European Index R Trust Acc	0	0	0
Legal & General European Index R Trust Inc	0	0	0
Legal & General European R Trust Acc	5	4	0.7619
Legal & General European R Trust Inc	5	4	0.7619
Legal & General Fixed Interest A Trust Acc	3	2.9126	0
Legal & General Fixed Interest A Trust Inc	3	2.9126	0
Legal & General Fixed Interest R Trust Acc	0	0	0
Legal & General Fixed Interest R Trust Inc	0	0	0
Legal & General Global 100 Index R Trust Acc	0	0	0
Legal & General Global 100 Index R Trust Inc	0	0	0
Legal & General Global Hlth & Pharm Ind R Trst Acc	0	0	0
Legal & General Global Hlth & Pharm Ind R Trst Inc	0	0	0
Legal & General Global Technology Index RTrust Acc	0	0	0
Legal & General Growth R Trust Acc	5	4	0.7619
Legal & General Growth R Trust Inc	5	4	0.7619
Legal & General High Income A Trust Acc	3	2.9126	0
Legal & General High Income A Trust Inc	3	2.9126	0
Legal & General High Income R Trust Acc	0	0	0
Legal & General High Income R Trust Inc	0	0	0
Legal & General International Index R Trust Acc	0	0	0
Legal & General International Index R Trust Inc	0	0	0
Legal & General Japan Index R Trust Acc	0	0	0
Legal & General Japan Index R Trust Inc	0	0	0
Legal & General Japanese R Trust Acc	5	4	0.7619
Legal & General Japanese R Trust Inc	5	4	0.7619
Legal & General Managed Income R Trust Acc	3	2.9126	0
Legal & General Managed Income R Trust Inc	3	2.9126	0
Legal & General Managed Monthly Income R Trust Acc	3	2.9126	0
Legal & General Managed Monthly Income R Trust Inc	3	2.9126	0



Investment Funds (non ISA) February 2009

Fund Name	Standard Initial Charge %	Investor Centre Discount %	Final Initial Charge to Client %
Legal & General MM Balanced R Trust Acc	5	4	0.7619
Legal & General MM Balanced R Trust Inc	5	4	0.7619
Legal & General MM Growth R Trust Acc	5	4	0.7619
Legal & General MM Growth R Trust Inc	5	4	0.7619
Legal & General MM Income R Trust Acc	5	4	0.7619
Legal & General MM Income R Trust Inc	5	4	0.7619
Legal & General North American R Trust Acc	5	4	0.7619
Legal & General North American R Trust Inc	5	4	0.7619
Legal & General Pacific Growth R Trust Acc	5	4	0.7619
Legal & General Pacific Growth R Trust Inc	5	4	0.7619
Legal & General Pacific Index R Trust Acc	0	0	0
Legal & General Pacific Index R Trust Inc	0	0	0
Legal & General UK 100 Index R Trust Acc	0	0	0
Legal & General UK 100 Index R Trust Inc	0	0	0
Legal & General UK Active Opps R Trust Acc	5	4	0.7619
Legal & General UK Active Opps R Trust Inc	5	4	0.7619
Legal & General UK Alpha R Trust Acc	5	4	0.7619
Legal & General UK Index R Trust Acc	0	0	0
Legal & General UK Index R Trust Inc	0	0	0
Legal & General UK Property R Trust Acc	5	3	1.7619
Legal & General UK Property R Trust Inc	5	3	1.7619
Legal & General UK Smaller Companies R Trust Acc	5	4	0.7619
Legal & General UK Smaller Companies R Trust Inc	5	4	0.7619
Legal & General UK Special Situations R Trust Acc	5	4	0.7619
Legal & General UK Special Situations R Trust Inc	5	4	0.7619
Legal & General US Index R Trust Acc	0	0	0
Legal & General US Index R Trust Inc	0	0	0
Legg Mason Asia Pacific Equity A Fund Acc	4.25	4.25	0
Legg Mason Continental European Equity A Fund Acc	4.25	4.25	0
Legg Mason Global Equity Income A Fund Acc	4.25	4.25	0
Legg Mason Global Equity Income A Fund Inc	4.25	4.25	0
Legg Mason Global Multi Strategy Bond A Fund Inc	4.25	4.25	0
Legg Mason Japan Equity A Fund Acc	4.25	4.25	0
Legg Mason Sterling Corporate Plus Bond A Fund Inc	4.25	4.25	0
Legg Mason UK Equity A Fund Acc	4.25	4.25	0
Legg Mason UK Income A Fund Inc	4.25	4.25	0
Legg Mason US Equity A Fund Acc	4.25	4.25	0
Legg Mason US Smaller Companies A Fund Acc	4.25	4.25	0
Lincoln Corporate Bond Trust Inc	3.5	3	0.5
Lincoln Emerging Markets Trust Inc	5.25	4	1.25



Investment Funds (non ISA) February 2009

Fund Name	Standard Initial Charge %	Investor Centre Discount %	Final Initial Charge to Client %
Lincoln European Trust Inc	5.25	4	1.25
Lincoln Far East Trust Inc	5.25	4	1.25
Lincoln Japan Trust Fund Inc	5.25	5	0.25
Lincoln North American Trust Inc	5.25	4	1.25
Lincoln Opportunities Trust Inc	5	4	1
Liontrust Continental Europe Fund Inc	5	4.25	0.5119
Liontrust First Growth Fund Inc	5	4.25	0.5119
Liontrust First Income Fund Inc	5	4.25	0.5119
Liontrust First Large Cap. Fund Inc	5	4.25	0.5119
Liontrust First Opportunities Fund Inc	5	4.25	0.5119
Liontrust Focus 350 Fund Inc	5	4.25	0.5119
Liontrust Intellectual Capital Trust Inc	5	4.25	0.5119
Liontrust Top 100 Fund Inc	0	0	0
Lord Abbett European Growth A Fund Acc	5	4	1
Lord Abbett Global Growth & Income A Fund Acc	5	4	1
Lord Abbett Global Growth & Income A Fund Inc	5	4	1
Lord Abbett Limited Bond Debenture A Fund Acc	5	4	1
Lord Abbett Limited Bond Debenture A Fund Inc	5	4	1
Lord Abbett UK Growth & Income A Fund Acc	5	4	1
Lord Abbett UK Growth & Income A Fund Inc	5	4	1
Lord Abbett US Affiliated A Fund Acc	5	4	1
Lord Abbett US Affiliated A Fund Inc	5	4	1
M&G American A Fund Acc	4	3	1
M&G American A Fund Inc	4	3	1
M&G American X Fund Acc	0	0	0
M&G American X Fund Inc	0	0	0
M&G Asian A Fund Acc	4	3	1
M&G Asian A Fund Inc	4	3	1
M&G Asian X Fund Acc	0	0	0
M&G Asian X Fund Inc	0	0	0
M&G Balanced Portfolio A Fund Acc	4	3	1
M&G Balanced Portfolio A Fund Inc	4	3	1
M&G Cautious Managed Portfolio A Fund Acc	4	3	1
M&G Cautious Managed Portfolio A Fund Inc	4	3	1
M&G Cautious Multi Asset A Fund Acc	4	4	0
M&G Cautious Multi Asset A Fund Inc	4	4	0
M&G Corporate Bond A Fund Acc	3	3	0
M&G Corporate Bond A Fund Inc	3	3	0
M&G Corporate Bond X Fund Acc	0	0	0
M&G Corporate Bond X Fund Inc	0	0	0



Investment Funds (non ISA) February 2009

Fund Name	Standard Initial Charge %	Investor Centre Discount %	Final Initial Charge to Client %
M&G Dividend A Fund Acc	4	3	1
M&G Dividend A Fund Inc	4	3	1
M&G Dividend X Fund Acc	0	0	0
M&G Dividend X Fund Inc	0	0	0
M&G Emerging Markets Bond A Fund Acc	3	3	0
M&G Emerging Markets Bond A Fund Inc	3	3	0
M&G European A Fund Acc	4	3	1
M&G European A Fund Inc	4	3	1
M&G European Corporate Bond A Fund Acc	3	3	0
M&G European Corporate Bond A Fund Inc	3	3	0
M&G European High Yield Bond A Fund Acc	3	2.9126	0
M&G European High Yield Bond A Fund Inc	3	2.9126	0
M&G European High Yield Bond X Fund Acc	0	0	0
M&G European High Yield Bond X Fund Inc	0	0	0
M&G European Smaller Companies A Fund Acc	4	3	1
M&G European Smaller Companies A Fund Inc	4	3	1
M&G European Smaller Companies X Fund Acc	0	0	0
M&G European Smaller Companies X Fund Inc	0	0	0
M&G European Special Situations A Fund Acc	4	3	1
M&G European Special Situations A Fund Inc	4	3	1
M&G European Strategic Value A Fund Acc	4	3	1
M&G European Strategic Value A Fund Inc	4	3	1
M&G European X Fund Acc	0	0	0
M&G European X Fund Inc	0	0	0
M&G Extra Income A Fund Acc	4	3	1
M&G Extra Income A Fund Inc	4	3	1
M&G Extra Income X Fund Acc	0	0	0
M&G Extra Income X Fund Inc	0	0	0
M&G Fund of Investment Trust A Fund Acc	4	3	1
M&G Fund of Investment Trust A Fund Inc	4	3	1
M&G Gilt & Fixed Interest Income A Fund Acc	0	0	0
M&G Gilt & Fixed Interest Income A Fund Inc	0	0	0
M&G Global Basics A Fund Acc	4	4	0
M&G Global Basics A Fund Inc	4	4	0
M&G Global Basics X Fund Acc	0	0	0
M&G Global Basics X Fund Inc	0	0	0
M&G Global Convertible A Fund Acc	4	3	1
M&G Global Convertible A Fund Inc	4	3	1
M&G Global Dividend A Fund Acc	4	4	0
M&G Global Dividend A Fund Inc	4	4	0



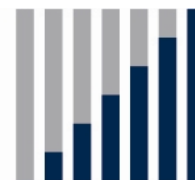
Investment Funds (non ISA) February 2009

Fund Name	Standard Initial Charge %	Investor Centre Discount %	Final Initial Charge to Client %
M&G Global Emerging Markets A Fund Acc	4	3	1
M&G Global Emerging Markets A Fund Inc	4	3	1
M&G Global Growth A Fund Acc	4	3	1
M&G Global Growth A Fund Inc	4	3	1
M&G Global Growth X Fund Acc	0	0	0
M&G Global Growth X Fund Inc	0	0	0
M&G Global Leaders A Fund Acc	4	3	1
M&G Global Leaders A Fund Inc	4	3	1
M&G Global Leaders X Fund Acc	0	0	0
M&G Global Leaders X Fund Inc	0	0	0
M&G Global Macro Bond A Fund Acc	3	3	0
M&G Global Macro Bond A Fund Inc	3	3	0
M&G Global Real Estate Securities A Fund Acc	4	3	1
M&G Global Real Estate Securities A Fund Inc	4	3	1
M&G Global Technology A Fund Acc	4	3	1
M&G Global Technology A Fund Inc	4	3	1
M&G Global Technology X Fund Acc	0	0	0
M&G Global Technology X Fund Inc	0	0	0
M&G Growth Portfolio A Fund Acc	4	3	1
M&G Growth Portfolio A Fund Inc	4	3	1
M&G High Interest A Fund Inc	0	0	0
M&G High Yield Corporate Bond A Fund Acc	3	2.9126	0
M&G High Yield Corporate Bond A Fund Inc	3	2.9126	0
M&G High Yield Corporate Bond X Fund Acc	0	0	0
M&G High Yield Corporate Bond X Fund Inc	0	0	0
M&G Income A Fund Acc	4	4	0
M&G Income A Fund Inc	4	4	0
M&G Income X Fund Acc	0	0	0
M&G Income X Fund Inc	0	0	0
M&G International Sovereign Bond A Fund Acc	0	0	0
M&G International Sovereign Bond A Fund Inc	0	0	0
M&G Japan A Fund Acc	4	3	1
M&G Japan A Fund Inc	4	3	1
M&G Japan Smaller Companies A Fund Acc	4	3	1
M&G Japan Smaller Companies A Fund Inc	4	3	1
M&G Japan X Fund Acc	0	0	0
M&G Japan X Fund Inc	0	0	0
M&G Managed A Fund Acc	4	3	1
M&G Managed A Fund Inc	4	3	1
M&G Managed Growth A Fund Acc	4	3	1



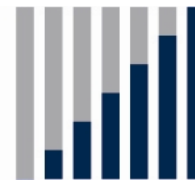
Investment Funds (non ISA) February 2009

Fund Name	Standard Initial Charge %	Investor Centre Discount %	Final Initial Charge to Client %
M&G Managed Growth A Fund Inc	4	3	1
M&G Managed Growth X Fund Inc	0	0	0
M&G Managed X Fund Inc	0	0	0
M&G North American Value A Fund Acc	4	3	1
M&G North American Value A Fund Inc	4	3	1
M&G Optimal Income A Fund Acc	4	4	0
M&G Optimal Income A Fund Inc	4	4	0
M&G Pan European A Fund Acc	4	3	1
M&G Pan European A Fund Inc	4	3	1
M&G Pan European Dividend A Fund Acc	4	3	1
M&G Pan European Dividend A Fund Inc	4	3	1
M&G Pan European X Fund Acc	0	0	0
M&G Pan European X Fund Inc	0	0	0
M&G Property Portfolio A Fund Inc	5	4.5	0.2619
M&G Recovery A Fund Acc	4	4	0
M&G Recovery A Fund Inc	4	4	0
M&G Recovery X Fund Acc	0	0	0
M&G Recovery X Fund Inc	0	0	0
M&G Smaller Companies A Fund Acc	4	3	1
M&G Smaller Companies A Fund Inc	4	3	1
M&G Smaller Companies X Fund Acc	0	0	0
M&G Smaller Companies X Fund Inc	0	0	0
M&G Strategic Corporate Bond A Fund Acc	3	3	0
M&G Strategic Corporate Bond A Fund Inc	3	3	0
M&G Strategic Corporate Bond X Fund Acc	0	0	0
M&G Strategic Corporate Bond X Fund Inc	0	0	0
M&G UK Growth A Fund Acc	4	3	1
M&G UK Growth A Fund Inc	4	3	1
M&G UK Growth X Fund Acc	0	0	0
M&G UK Growth X Fund Inc	0	0	0
M&G UK Select A Fund Acc	4	3	1
M&G UK Select A Fund Inc	4	3	1
M&G UK Select X Fund Acc	0	0	0
M&G UK Select X Fund Inc	0	0	0
CF Macquarie Global Infrastructure Sec A Fund Acc	4.5	4	0.5
CF Macquarie Global Infrastructure Sec A Fund Inc	4.5	4	0.5
CF Macquarie Global Property Sec A Fund Acc	4.5	4	0.5
CF Macquarie Global Property Sec A Fund Inc	4.5	4	0.5
Marlborough Balanced Fund Acc	5.25	4.9881	0
Marlborough Bond Income Fund Inc	5	4.7619	0



Investment Funds (non ISA) February 2009

Fund Name	Standard Initial Charge %	Investor Centre Discount %	Final Initial Charge to Client %
Marlborough Cautious Fund Acc	5.25	4.9881	0
Marlborough Cautious Fund Inc	5.25	4.9881	0
Marlborough ETF Absolute Return A Fund Acc	4.5	4.3062	0
Marlborough ETF Commodity A Fund Acc	5	4.7619	0
Marlborough ETF Global Growth A Fund Acc	5	4.7619	0
Marlborough ETF Global Income A Fund Inc	4.5	4.3062	0
Marlborough Ethical A Fund Acc	5.25	4.9881	0
Marlborough Ethical A Fund Inc	5.25	4.9881	0
Marlborough Extra Income Fund Inc	5	4.7619	0
Marlborough Far East Growth A Fund Acc	5.25	4.9881	0
Marlborough Far East Growth A Fund Inc	5.25	4.9881	0
Marlborough Global Bond Fund Acc	5	4.7619	0
Marlborough Global Bond Fund Inc	5	4.7619	0
Marlborough Global Fund Acc	5.25	4.9881	0
Marlborough High Yield Fixed Interest Fund Inc	5.25	4.9881	0
Marlborough Special Situations Fund Inc	5	4.7619	0
Marlborough UK Equity Growth Fund Acc	5.25	4.9881	0
Marlborough UK Equity Income Fund Inc	5	4.7619	0
Marlborough UK Large Cap Growth A Fund Acc	5.25	4.9881	0
Marlborough UK Leading Companies Fund Inc	5	4.7619	0
Marlborough UK Micro-Cap Growth Fund Acc	5	4.7619	0
Marlborough Quantock UK Growth A Fund Acc	5.2	4.943	0
Marlborough Quantock UK Growth A Fund Inc	5.2	4.943	0
Martin Currie Emerging Markets A Fund Acc	5	4.5	0.5
Martin Currie IF Asia Pacific A Fund Acc	5	4.5	0.5
Martin Currie IF European A Fund Acc	5	4.5	0.5
Martin Currie IF Global A Fund Acc	5	4.5	0.5
Martin Currie IF Global Alpha A Fund Acc	5	4.5	0.5
Martin Currie IF Japan A Fund Acc	5	4.5	0.5
Martin Currie IF North American A Fund Acc	5	5	0
Martin Currie IF North American Alpha A Fund Acc	5	4.5	0.5
Martin Currie IF UK Equity Income A Fund Inc	5	4.5	0.5
Martin Currie IF UK Growth A Fund Acc	5	4.5	0.5
Martin Currie Japan Alpha A Fund Acc	5	4.5	0.5
MFM Maze Balanced Managed A Fund Acc	5	3	1.7619
MFM Maze Cautious Managed A Fund Acc	5	3	1.7619
MFM Maze Cautious Managed A Fund Inc	5	3	1.7619
MFM Slater Pension Fund Acc	5.25	3	1.9881
MFM W.H. Ireland UK Growth A Trust Acc	5.25	3	1.9881
CF Midas Balanced Growth Fund Acc	5	5	0



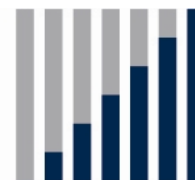
Investment Funds (non ISA) February 2009

Fund Name	Standard Initial Charge %	Investor Centre Discount %	Final Initial Charge to Client %
CF Midas Balanced Income Fund Inc	5	5	0
CF Miton Arcturus A Fund Acc	5	4.7619	0
CF Miton Cautious Income Portfolio A Fund Inc	5	4.7619	0
CF Miton Global Portfolio A Fund Acc	5	4.7619	0
CF Miton Special Situations Portfolio A Fund Acc	5	4.7619	0
CF Miton Strategic Portfolio A Fund Acc	5	4.7619	0
Neptune Asia Pacific Opportunities A Fund Acc	5	5	0
Neptune Balanced Fund Acc	5	4.7619	0
Neptune Balanced Fund Inc	5	4.7619	0
Neptune China A Fund Acc	5	5	0
Neptune European Opportunities A Fund Acc	5	5	0
Neptune European Opportunities A Fund Inc	5	5	0
Neptune Global Alpha A Fund Acc	5	5	0
Neptune Global Equity A Fund Acc	5	5	0
Neptune Global Equity A Fund Inc	5	5	0
Neptune Green Planet A Fund Acc	5	5	0
Neptune Income A Fund Acc	5	5	0
Neptune Income A Fund Inc	5	5	0
Neptune India A Fund Acc	5	5	0
Neptune Japan Opportunities A Fund Acc	5	5	0
Neptune Latin America A Fund Acc	5	5	0
Neptune Quarterly Income A Fund Acc	5	4.7619	0
Neptune Quarterly Income A Fund Inc	5	4.7619	0
Neptune Russia & Greater Russia A Fund Acc	5	5	0
Neptune UK Equity A Fund Acc	5	5	0
Neptune UK Special Situations A Fund Acc	5	5	0
Neptune US Opportunities A Fund Acc	5	5	0
New Star Indian Equity Fund GBP Inc	5	4	1
New Star Active Portfolio A Fund Acc	5	4.75	0.25
New Star American Portfolio A Fund Acc	5	4.75	0.25
New Star Asia Portfolio A Fund Acc	5	4.75	0.25
New Star Balanced Portfolio A Fund Acc	5	4.75	0.25
New Star Balanced Portfolio B Fund Acc	5	3	2
New Star Cautious Portfolio Fund Acc	5	4.5238	0.2381
New Star Diversified Absolute Return R Fund Acc	5	4.75	0.25
New Star Equity Income Unit Trust Acc	5.25	4.5131	0.475
New Star Equity Income Unit Trust Inc	5.25	4.5131	0.475
New Star European Growth R Fund Acc	5.25	4.75	0.5
New Star European Leaders R Fund Acc	5.25	4.75	0.5
New Star European Portfolio A Fund Acc	5	4.75	0.25



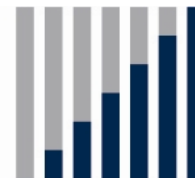
Investment Funds (non ISA) February 2009

Fund Name	Standard Initial Charge %	Investor Centre Discount %	Final Initial Charge to Client %
New Star European Value R Fund Acc	5.25	4.75	0.5
New Star Extra High Yield Bond Unit Trust Inc	4.25	3.5971	0.4796
New Star Fixed Interest Unit Trust Inc	4.25	3.5971	0.4796
New Star Global Equity A Fund Acc	5	4.75	0.25
New Star Global Equity A Fund Inc	5	4.75	0.25
New Star Global Financials A Fund Acc	5.25	4.75	0.5
New Star Global Strategic Capital Trust Acc	5	4.5238	0.2381
New Star Heart of Africa A Fund Acc	5.25	4.5131	0.475
New Star Hidden Value A Fund Acc	5.25	4.75	0.5
New Star High Yield Bond R Fund Inc	4.25	3.75	0.5
New Star Higher Income R Fund Inc	5.25	4.75	0.5
New Star International Property Fund Inc	5	4.5238	0.2381
New Star Managed Distribution M Fund Inc	5	3	2
New Star Managed Distribution R Fund Acc	5	4.75	0.25
New Star Managed Distribution R Fund Inc	5	4.75	0.25
New Star Managed Portfolio A Fund Acc	5	4.75	0.25
New Star Managed Portfolio A Fund Inc	5	4.75	0.25
New Star Managed Portfolio B Fund Acc	5	4.75	0.25
New Star Managed Portfolio B Fund Inc	5	4.75	0.25
New Star Pacific Growth Unit Trust Inc	5	4.5238	0.2381
New Star Select Opportunities R Fund Acc	5.25	4.75	0.5
New Star Sterling Bond Unit Trust Acc	4.25	3.5971	0.4796
New Star Sterling Bond Unit Trust Inc	4.25	3.5971	0.4796
New Star Tactical Portfolio A Fund Acc	5	4.75	0.25
New Star Tactical Portfolio B Fund Acc	5	4.75	0.25
New Star Technology Unit Trust Acc	4.25	3.5971	0.4796
New Star UK Alpha R Fund Acc	5.25	4.75	0.5
New Star UK Growth R Fund Acc	5.25	4.75	0.5
New Star UK Property Unit Trust Acc	5	4.5238	0.2381
New Star UK Property Unit Trust Inc	5	4.5238	0.2381
New Star UK Strategic Capital Trust Acc	5	4.5238	0.2381
New Star UK Strategic Income Trust Inc	5	4.5238	0.2381
CF Noble UK Smaller Companies A Fund Acc	4	3.6058	0.2404
CF Octopus Partner (Absolute Return) A Fund Acc	5	5	0
CF Octopus Partner (Absolute Return) A Fund Inc	5	5	0
CF Octopus Partner (UK Smaller Cos) A Fund Acc	5	5	0
EFA Octopus Partner (Cautious Managed) A Fund Acc	6	6	0
EFA Octopus Partner (Cautious Managed) A Fund Inc	6	6	0
Old Mutual Asian Select A Fund Acc	4	3.8462	0
Old Mutual Corporate Bond A Fund Acc	3.5	3.3816	0



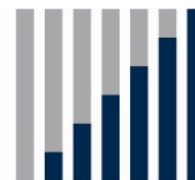
Investment Funds (non ISA) February 2009

Fund Name	Standard Initial Charge %	Investor Centre Discount %	Final Initial Charge to Client %
Old Mutual Corporate Bond A Fund Inc	3.5	3.3816	0
Old Mutual Dynamic Bond A Fund Acc	3.5	3.3816	0
Old Mutual Dynamic Bond A Fund Inc	3.5	3.3816	0
Old Mutual Equity Income A Fund Acc	4	3.8462	0
Old Mutual Equity Income A Fund Inc	4	3.8462	0
Old Mutual Ethical A Fund Acc	4	3.8462	0
Old Mutual Ethical A Fund Inc	4	3.8462	0
Old Mutual European Equity A Fund Acc	4	3.8462	0
Old Mutual Extra Income A Fund Acc	4	3.8462	0
Old Mutual Extra Income A Fund Inc	4	3.8462	0
Old Mutual Global Equity A Fund Acc	4	3.8462	0
Old Mutual Global Strategic Bond A Fund Acc	3.5	3.3816	0
Old Mutual Global Strategic Bond A Fund Inc	3.5	3.3816	0
Old Mutual Japanese Select A Fund Acc	4	3.8462	0
Old Mutual North American Equity A Fund Acc	4	3.8462	0
Old Mutual Select Managed A Fund Acc	4	3.8462	0
Old Mutual Select Managed A Fund Inc	4	3.8462	0
Old Mutual UK Select Equity A Fund Acc	4	3.8462	0
Old Mutual UK Select Equity A Fund Inc	4	3.8462	0
Old Mutual UK Select Mid Cap A Fund Acc	4	3.8462	0
Old Mutual UK Select Mid Cap A Fund Inc	4	3.8462	0
Old Mutual UK Select Smaller Cos A Fund Acc	4	3.8462	0
Old Mutual UK Select Smaller Cos A Fund Inc	4	3.8462	0
CF OPM Balanced Managed A Fund Acc	3.75	3.75	0
CF OPM Balanced Managed A Fund Inc	3.75	3.75	0
CF OPM Balanced Managed B Fund Acc	5	5	0
CF OPM Balanced Managed B Fund Inc	5	5	0
CF OPM Balanced Managed R Fund Acc	5	5	0
CF OPM Balanced Managed R Fund Inc	5	5	0
CF OPM Fixed Interest A Fund Acc	3.75	3.75	0
CF OPM Fixed Interest A Fund Inc	3.75	3.75	0
CF OPM Fixed Interest B Fund Acc	5	5	0
CF OPM Fixed Interest B Fund Inc	5	5	0
CF OPM Fixed Interest R Fund Acc	5	5	0
CF OPM Fixed Interest R Fund Inc	5	5	0
CF OPM Property A Fund Acc	5	5	0
CF OPM Property A Fund Inc	5	5	0
CF OPM Property B Fund Acc	5	5	0
CF OPM Property B Fund Inc	5	5	0
CF OPM Property R Fund Acc	5	5	0



Investment Funds (non ISA) February 2009

Fund Name	Standard Initial Charge %	Investor Centre Discount %	Final Initial Charge to Client %
CF OPM Property R Fund Inc	5	5	0
CF OPM UK Equity B Fund Acc	5	5	0
CF OPM UK Equity B Fund Inc	5	5	0
CF OPM UK Equity R Fund Acc	5	5	0
CF OPM UK Equity R Fund Inc	5	5	0
EFA OPM Equity High Income B Fund Inc	5	5	0
PH Diversified Portfolio Fund Acc	5.5	5.5	0
PH Diversified Portfolio Fund Inc	5.5	5.5	0
PH Dynamic Portfolio Fund Acc	5.5	5.5	0
PH Dynamic Portfolio Fund Inc	5.5	5.5	0
Premier Absolute Growth A Fund Acc	5.25	5.25	0
Premier Castlefield UK Alpha Fund Inc	3.5	3.5	0
Premier China Enterprise Fund Acc	5.25	5.25	0
Premier China Enterprise Fund Inc	5.25	5.25	0
Premier Dividend Fund Inc	5.25	5.25	0
Premier Enterprise Fund Inc	5.25	5.25	0
Premier European Growth Fund Inc	5.25	5.25	0
Premier Global DSR Fund Acc	5.25	5.25	0
Premier Global DSR Fund Inc	5.25	5.25	0
Premier High Income Bond Fund Acc	5.25	5.25	0
Premier High Income Bond Fund Inc	5.25	5.25	0
Premier Multi-Asset Distribution Fund Acc	5.25	5.25	0
Premier Multi-Asset Distribution Fund Inc	5.25	5.25	0
Premier Multi-Asset Growth Fund Acc	5.25	5.25	0
Premier Multi-Asset Growth Fund Inc	5.25	5.25	0
Premier Pan European Property Share Fund Inc	5.25	5.25	0
Premier Sentinel Defensive Portfolio Fund Acc	5.27	5.27	0
Premier Sentinel Defensive Portfolio Fund Inc	5.27	5.27	0
Premier Sentinel Enterprise Portfolio Fund Acc	5.27	5.27	0
Premier Sentinel Enterprise Portfolio Fund Inc	5.27	5.27	0
Premier Sentinel Universal Portfolio Fund Acc	5.27	5.27	0
Premier Sentinel Universal Portfolio Fund Inc	5.27	5.27	0
Premier UK Money Market Fund Acc	0	0	0
Premier UK Money Market Fund Inc	0	0	0
Prudential Cautious Managed Growth A Fund Acc	5	3	2
Prudential Cautious Managed Growth A Fund Inc	5	3	2
Prudential Distribution Trust Acc	3	3	0
Prudential Distribution Trust Inc	3	3	0
Prudential Equity Income Trust Inc	4.75	3	1.75
Prudential European Trust Acc	4.75	3	1.75



Investment Funds (non ISA) February 2009

Fund Name	Standard Initial Charge %	Investor Centre Discount %	Final Initial Charge to Client %
Prudential European Trust Inc	4.75	3	1.75
Prudential Global Growth Trust Inc	5.5	3	2.5
Prudential Japanese Trust Acc	4.75	3	1.75
Prudential Japanese Trust Inc	4.75	3	1.75
Prudential Managed Defensive A Fund Acc	5	3	2
Prudential Managed Defensive A Fund Inc	5	3	2
Prudential Managed Trust Acc	3	3	0
Prudential Maximum Income Trust Inc	2.5	1.5	1
Prudential North American Trust Acc	4.75	3	1.75
Prudential North American Trust Inc	4.75	3	1.75
Prudential Pacific Markets Trust Acc	4.75	3	1.75
Prudential Pacific Markets Trust Inc	4.75	3	1.75
Prudential Small Companies Trust Acc	4.75	3	1.75
Prudential Small Companies Trust Inc	4.75	3	1.75
Prudential UK Growth Trust Acc	4.75	3	1.75
Prudential UK Growth Trust Inc	4.75	3	1.75
Prudential UK Index Tracker Trust Acc	0	0	0
Prudential UK Index Tracker Trust Inc	0	0	0
PSigma American Growth Fund Acc	5.25	4.25	1
PSigma Balanced Managed Fund of Funds R Fund Acc	5.25	3	2.25
PSigma European Income Fund Acc	5.25	4.25	1
PSigma European Income Fund Inc	5.25	4.25	1
PSigma Income Fund Acc	5.25	4.25	1
PSigma Income Fund Inc	5.25	4.25	1
PSigma UK Growth Fund Acc	5.25	4.25	1
PSigma UK Growth Fund Inc	5.25	4.25	1
RAB European Dynamic A Fund GBP Acc	5	3	2
RAB European Dynamic B Fund GBP Acc	5	0	5
Rathbone Ethical Bond Fund Acc	4	3	0.8462
Rathbone Ethical Bond Fund Inc	4	3	0.8462
Rathbone Global Opportunities Fund Acc	5.5	4.7394	0.4739
Rathbone High Income Fund Acc	5.5	4.7394	0.4739
Rathbone High Income Fund Inc	5.5	4.7394	0.4739
Rathbone Income and Growth Fund Acc	5.5	4.7394	0.4739
Rathbone Income and Growth Fund Inc	5.5	4.7394	0.4739
Rathbone Income Fund Acc	5.5	4.7394	0.4739
Rathbone Income Fund Inc	5.5	4.7394	0.4739
Rathbone Smaller Companies Fund Acc	5.5	4.7394	0.4739
Rathbone Smaller Companies Fund Inc	5.5	4.7394	0.4739
Rathbone Special Situations Fund Acc	5.5	4.7394	0.4739



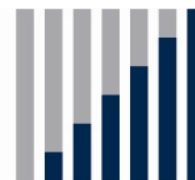
Investment Funds (non ISA) February 2009

Fund Name	Standard Initial Charge %	Investor Centre Discount %	Final Initial Charge to Client %
Rathbone Special Situations Fund Inc	5.5	4.7394	0.4739
Rensburg Corporate Bond Trust Inc	4.5	4.3062	0
Rensburg UK Blue Chip Growth Trust Inc	4.5	4.3062	0
Rensburg UK Equity Income Trust Inc	4.5	4.3062	0
Rensburg UK Managers Focus Fund Acc	5.25	4.9881	0
Rensburg UK Micro Cap Growth Trust Acc	5.25	4.9881	0
Rensburg UK Mid Cap Growth Trust Inc	4.5	4.3062	0
Rensburg UK Select Growth Trust Inc	5.25	4.9881	0
Rensburg UK Smaller Companies Trust Inc	4.5	4.3062	0
Royal London Corporate Bond Trust Inc	3	2.9126	0
Royal London Equity Income Trust Inc	4	3	0.8462
Royal London Ethical Bond Trust Inc	3	2.9126	0
Royal London European Growth & Income Trust Acc	4	3	0.8462
Royal London European Growth Trust Acc	4	3	0.8462
Royal London European Income Trust Inc	4	3	0.8462
Royal London Far East Growth Trust Acc	4	3	0.8462
Royal London Index Linked Trust Inc	4	3	0.8462
Royal London Japan Growth Trust Acc	4	3	0.8462
Royal London Strategic Bond Trust Inc	4	3	0.8462
Royal London UK Equity Trust Acc	4	3	0.8462
Royal London UK Government Bond Trust Inc	4	3	0.8462
Royal London UK Growth Trust Acc	4	3	0.8462
Royal London UK Smaller Companies Trust Acc	4	3	0.8462
Royal London UK Special Situations Trust Acc	4	3	0.8462
Royal London UK Strategic Growth Fund Acc	4	3	0.8462
Sarasin AgriSar A Fund Acc	5	4.7619	0
Sarasin AgriSar A Fund Inc	5	4.7619	0
Sarasin EquiSar Global Thematic A Fund Acc	5	4.7619	0
Sarasin EquiSar Global Thematic A Fund Inc	5	4.7619	0
Sarasin Equisar IIID A Fund Acc	5	4.7619	0
Sarasin Equisar IIID A Fund Inc	5	4.7619	0
Sarasin GlobalSar IIID C Fund Acc	5	4.7619	0
Sarasin GlobalSar IIID C Fund Inc	5	4.7619	0
Sarasin International Equity Income A Fund Acc	5	4.7619	0
Sarasin International Equity Income A Fund Inc	5	4.7619	0
Sarasin Real Est Equity IIID A Fund Acc	5	4.7619	0
Sarasin Real Est Equity IIID A Fund Inc	5	4.7619	0
Schroder Asian Alpha Plus A Fund Acc	5.25	5.25	0
Schroder Asian Alpha Plus A Fund Inc	5.25	5.25	0
Schroder Corporate Bond A Fund Acc	3.25	3.1477	0



Investment Funds (non ISA) February 2009

Fund Name	Standard Initial Charge %	Investor Centre Discount %	Final Initial Charge to Client %
Schroder Corporate Bond A Fund Inc	3.25	3.1477	0
Schroder Diversified Target Return A Fund Acc	5.25	5.25	0
Schroder Diversified Target Return A Fund Inc	5.25	5.25	0
Schroder European A Fund Acc	5.25	4.9881	0
Schroder European A Fund Inc	5.25	4.9881	0
Schroder European Alpha Plus A Fund Acc	5.25	4.9881	0
Schroder European Alpha Plus A Fund Inc	5.25	4.9881	0
Schroder European Smaller Companies A Fund Acc	5.25	4.9881	0
Schroder European Smaller Companies A Fund Inc	5.25	4.9881	0
Schroder Far East Income A Fund Acc	5.25	4.9881	0
Schroder Far East Income A Fund Inc	5.25	4.9881	0
Schroder Gilt & Fixed Interest Fund Acc	5.25	4.9881	0
Schroder Gilt & Fixed Interest Fund Inc	5.25	4.9881	0
Schroder Global Climate Change A Fund Acc	5.25	5.25	0
Schroder Global Climate Change A Fund Inc	5.25	5.25	0
Schroder Global Emerging Markets A Fund Acc	5.25	4.9881	0
Schroder Global Emerging Markets A Fund Inc	5.25	4.9881	0
Schroder Global Equity Income A Fund Acc	5.25	5.25	0
Schroder Global Equity Income A Fund Inc	5.25	5.25	0
Schroder Global Property Securities A Fund Acc	5.25	5.25	0
Schroder Global Property Securities A Fund Inc	5.25	5.25	0
Schroder Income A Fund Acc	5.25	4.9881	0
Schroder Income A Fund Inc	5.25	4.9881	0
Schroder Income Maximiser A Fund Acc	5.25	4.9881	0
Schroder Income Maximiser A Fund Inc	5.25	4.9881	0
Schroder Japan Alpha Plus A Fund Acc	5.25	4.9881	0
Schroder Japan Alpha Plus A Fund Inc	5.25	4.9881	0
Schroder Managed Wealth Portfolio A Fund Acc	5.25	4.9881	0
Schroder Managed Wealth Portfolio A Fund Inc	5.25	4.9881	0
Schroder Medical Discovery A Fund Acc	5.25	4.9881	0
Schroder Medical Discovery A Fund Inc	5.25	4.9881	0
Schroder MM Cautious Managed A Fund Acc	5.25	5.25	0
Schroder MM Cautious Managed A Fund Inc	5.25	5.25	0
Schroder MM High Alpha A Fund Acc	5.25	5.25	0
Schroder MM High Alpha A Fund Inc	5.25	5.25	0
Schroder MM Strategic Balanced A Fund Acc	5.25	5.25	0
Schroder MM Strategic Balanced A Fund Inc	5.25	5.25	0
Schroder Monthly High Income A Fund Acc	3.25	3.1477	0
Schroder Monthly High Income A Fund Inc	3.25	3.1477	0
Schroder Pacific A Fund Acc	5.25	4.9881	0



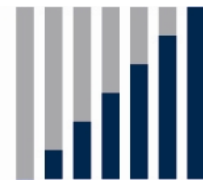
Investment Funds (non ISA) February 2009

Fund Name	Standard Initial Charge %	Investor Centre Discount %	Final Initial Charge to Client %
Schroder Pacific A Fund Inc	5.25	4.9881	0
Schroder Recovery A Fund Acc	5.25	4.9881	0
Schroder Recovery A Fund Inc	5.25	4.9881	0
Schroder Strategic Bond A Fund Acc	3.25	3.1477	0
Schroder Strategic Bond A Fund Inc	3.25	3.1477	0
Schroder Tokyo A Fund Acc	5.25	4.9881	0
Schroder Tokyo A Fund Inc	5.25	4.9881	0
Schroder UK Alpha Plus A Fund Acc	5.25	4.9881	0
Schroder UK Alpha Plus A Fund Inc	5.25	4.9881	0
Schroder UK Equity A Fund Acc	5.25	4.9881	0
Schroder UK Equity A Fund Inc	5.25	4.9881	0
Schroder UK Income Defensive A Fund Acc	5.25	5.25	0
Schroder UK Income Defensive A Fund Inc	5.25	5.25	0
Schroder UK Mid 250 A Fund Acc	5.25	4.9881	0
Schroder UK Mid 250 A Fund Inc	5.25	4.9881	0
Schroder UK Select Growth A Fund Acc	5.25	4.9881	0
Schroder UK Select Growth A Fund Inc	5.25	4.9881	0
Schroder UK Smaller Companies A Fund Acc	5.25	4.9881	0
Schroder UK Smaller Companies A Fund Inc	5.25	4.9881	0
Schroder US Small & Mid Cap A Fund Acc	5.25	4.9881	0
Schroder US Small & Mid Cap A Fund Inc	5.25	4.9881	0
Schroder US Smaller Companies A Fund Acc	5.25	4.9881	0
Schroder US Smaller Companies A Fund Inc	5.25	4.9881	0
SWIP Absolute Return Bond A Fund Acc	3.75	3.75	0
SWIP Absolute Return Bond A Fund Inc	3.75	3.75	0
SWIP Absolute Return Macro A Fund Acc	5	3	2
SWIP Absolute Return UK Equity A Fund Acc	5	3	2
SWIP Asia-Pacific A Fund Acc	5	5	0
SWIP Corporate Bond Plus A Fund Acc	3.75	3.75	0
SWIP Corporate Bond Plus A Fund Inc	3.75	3.75	0
SWIP Defensive Gilt A Fund Acc	3.75	3.75	0
SWIP Defensive Gilt A Fund Inc	3.75	3.75	0
SWIP Diversified Assets A Fund Acc	4	3.8462	0
SWIP Diversified Assets A Fund Inc	4	3.8462	0
SWIP Emerging Markets A Fund Acc	5	5	0
SWIP European A Fund Acc	5	5	0
SWIP European Corporate Bond A Fund Inc	3.75	3.75	0
SWIP European Income A Fund Acc	5	5	0
SWIP European Income A Fund Inc	5	5	0
SWIP European Real Estate A Fund Acc	5	5	0



Investment Funds (non ISA) February 2009

Fund Name	Standard Initial Charge %	Investor Centre Discount %	Final Initial Charge to Client %
SWIP European Real Estate A Fund Inc	5	5	0
SWIP Financial A Fund Inc	5	5	0
SWIP Gilt Plus A Fund Acc	3.75	3.75	0
SWIP Gilt Plus A Fund Inc	3.75	3.75	0
SWIP Global A Fund Acc	5	5	0
SWIP Global Bond Plus A Fund Acc	3.75	3.75	0
SWIP Global Bond Plus A Fund Inc	3.75	3.75	0
SWIP Global SRI A Fund Acc	5	5	0
SWIP High Yield Bond A Fund Acc	3.75	3.75	0
SWIP High Yield Bond A Fund Inc	3.75	3.75	0
SWIP Japanese A Fund Acc	5	5	0
SWIP Japanese Smaller Companies A Fund Acc	5	5	0
SWIP Multi-Manager Diversity A Fund Acc	5	5	0
SWIP Multi-Manager Global Real Estate A Fund Acc	5	5	0
SWIP Multi-Manager Global Real Estate A Fund Inc	5	5	0
SWIP Multi-Manager Select Boutiques A Fund Acc	5	5	0
SWIP North American A Fund Acc	5	5	0
SWIP North American Smaller Companies A Fund Acc	5	5	0
SWIP Pan European Equity A Fund Acc	5	5	0
SWIP Pan European Smaller Cos A Fund Acc	5	5	0
SWIP Pan European SRI Equity A Fund Acc	5	5	0
SWIP Property Trust Acc	5	4.7619	0
SWIP Property Trust Inc	5	4.7619	0
SWIP Sterling Bond Plus A Fund Acc	3.75	3.75	0
SWIP Sterling Bond Plus A Fund Inc	3.75	3.75	0
SWIP Sterling Index-Linked Bond A Fund Acc	3.75	3.75	0
SWIP Sterling Index-Linked Bond A Fund Inc	3.75	3.75	0
SWIP UK Advantage A Fund Inc	5	5	0
SWIP UK Income A Fund Acc	5	5	0
SWIP UK Income A Fund Inc	5	5	0
SWIP UK Opportunities A Fund Acc	5	5	0
SWIP UK Real Estate A Fund Acc	5	3	2
SWIP UK Smaller Companies A Fund Acc	5	5	0
CF 7IM AAP Adventurous D Fund Acc	4	3.8462	0
CF 7IM AAP Adventurous D Fund Inc	4	3.8462	0
CF 7IM AAP Balanced D Fund Acc	4	3.8462	0
CF 7IM AAP Balanced D Fund Inc	4	3.8462	0
CF 7IM AAP Moderately Adventurous D Fund Acc	4	3.8462	0
CF 7IM AAP Moderately Adventurous D Fund Inc	4	3.8462	0
CF 7IM AAP Moderately Cautious D Fund Acc	4	3.8462	0



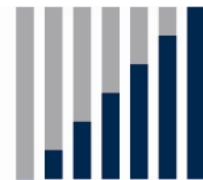
Investment Funds (non ISA) February 2009

Fund Name	Standard Initial Charge %	Investor Centre Discount %	Final Initial Charge to Client %
CF 7IM AAP Moderately Cautious D Fund Inc	4	3.8462	0
CF 7IM Adventurous D Fund Acc	4	3	0.8462
CF 7IM Adventurous D Fund Inc	4	3	0.8462
CF 7IM Balanced D Fund Acc	4	3	0.8462
CF 7IM Balanced D Fund Inc	4	3	0.8462
CF 7IM Ethical D Fund Acc	4	3	0.8462
CF 7IM Ethical D Fund Inc	4	3	0.8462
CF 7IM Income D Fund Acc	4	3	0.8462
CF 7IM Income D Fund Inc	4	3	0.8462
CF 7IM Moderately Adventurous D Fund Acc	4	3	0.8462
CF 7IM Moderately Adventurous D Fund Inc	4	3	0.8462
CF 7IM Moderately Cautious D Fund Acc	4	3	0.8462
CF 7IM Moderately Cautious D Fund Inc	4	3	0.8462
Skandia IM Aggressive Fund Acc	5	3.5	1.5
Skandia IM Alternative Investments Fund Acc	5	3.5	1.5
Skandia IM Balanced Fund Acc	5	3.5	1.5
Skandia IM Bond Income Fund Inc	5	3.5	1.5
Skandia IM Cautious Fund Acc	5	3.5	1.5
Skandia IM Equity Income Fund Inc	5	3.5	1.5
Skandia IM Ethical Fund Acc	5	3.5	1.5
Skandia IM European Equity Blend Fund Acc	5	3.5	1.5
Skandia IM Far East Equity Blend Fund Acc	5	3.5	1.5
Skandia IM Global Best Ideas Fund Acc	5	3.5	1.5
Skandia IM Global Emerging Markets Equity Fund Acc	5	3.5	1.5
Skandia IM Global Fixed Interest Blend Fund Inc	5	3.5	1.5
Skandia IM Global Property Secs (LaSalle) Fund Inc	5	3.5	1.5
Skandia IM Japanese Equity Blend Fund Acc	5	3.5	1.5
Skandia IM Property Fund Acc	5	3.5	1.2619
Skandia IM Property Fund Inc	5	3.5	1.2619
Skandia IM UK Best Ideas Fund Acc	5	3.5	1.5
Skandia IM UK Equity Blend Fund Inc	5	3.5	1.5
Skandia IM UK Fixed Interest Blend Fund Inc	5	3.5	1.5
Skandia IM UK Strategic Best Ideas Fund Acc	5	3.5	1.5
Skandia IM US Equity Blend Fund Acc	5	3.5	1.5
Smith & Williamson Cash Fund GBP Inc	0	0	0
SG American Growth R Fund Acc	5.25	4.7506	0.2375
SG Asia Pacific R Fund Acc	5.25	4.7506	0.2375
SG Balanced Managed Fund Acc	5.25	4.7506	0.2375
SG Continental Europe R Fund Acc	5.25	4.7506	0.2375
SG Core Plus Sterling Bond R Fund Acc	3.5	3.2439	0.1377



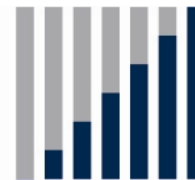
Investment Funds (non ISA) February 2009

Fund Name	Standard Initial Charge %	Investor Centre Discount %	Final Initial Charge to Client %
SG Core Plus Sterling Bond R Fund Inc	3.5	3.2439	0.1377
SG Corporate Bond R Fund Acc	3.5	3.2439	0.1377
SG Corporate Bond R Fund Inc	3.5	3.2439	0.1377
SG Global Emerging Markets R Fund Acc	5.25	4.7506	0.2375
SG International Bond Fund Acc	3.5	3.2439	0.1377
SG International Bond Fund Inc	3.5	3.2439	0.1377
SG Japan CoreAlpha R Fund Acc	5.25	4.9881	0
SG Japan CoreAlpha R Fund Inc	5.25	4.7506	0.2375
SG Stockmarket Managed R Fund Acc	5.25	4.7506	0.2375
SG Technology R Fund Acc	5.25	4.7506	0.2375
SG Total Return Bond R Fund Acc	3.5	3.2439	0.1377
SG Total Return Bond R Fund Inc	3.5	3.2439	0.1377
SG UK Growth R Fund Acc	5.25	4.7506	0.2375
SG UK Income R Fund Acc	5.25	4.7506	0.2375
SG UK Income R Fund Inc	5.25	4.7506	0.2375
SG UK Special Opportunities R Fund Acc	5.25	4.7506	0.2375
SG US Relative Value R Fund Acc	5.25	4.7506	0.2375
SL Inv AAA Income CAT R Fund Acc	0	0	0
SL Inv AAA Income CAT R Fund Inc	0	0	0
SL Inv American Eqty Unconstrained R Fund Acc	4	3.75	0.25
SL Inv Asian Pacific Growth R Fund Acc	4	3.75	0.25
SL Inv Corporate Bond R Fund Acc	4	4	0
SL Inv Corporate Bond R Fund Inc	4	4	0
SL Inv Dynamic Distribution R Fund Acc	4	4	0
SL Inv Dynamic Distribution R Fund Inc	4	4	0
SL Inv Ethical Corp Bond R Fund Acc	4	4	0
SL Inv Ethical Corp Bond R Fund Inc	4	4	0
SL Inv European Eqty Growth R Fund Acc	4	3.75	0.25
SL Inv European Ethical Equity R Fund Acc	4	3	1
SL Inv Gbl Equity Unconstrained R Fund Acc	4	3.75	0.25
SL Inv Global Absolute Returns Strategy R Fund Acc	4	3	1
SL Inv Global Advantage CAT R Fund Acc	0	0	0
SL Inv Global Indexed Lkd Bond Fund Acc	4	4	0
SL Inv Global Indexed Lkd Bond Fund Inc	4	4	0
SL Inv Global REIT R Fund Acc	4	3.75	0.25
SL Inv Global REIT R Fund Inc	4	3.75	0.25
SL Inv Higher Income R Fund Acc	4	4	0
SL Inv Higher Income R Fund Inc	4	4	0
SL Inv Japanese Equity Grwth R Fund Acc	4	3.75	0.25
SL Inv Select Income R Fund Acc	4	4	0



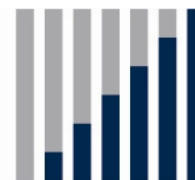
Investment Funds (non ISA) February 2009

Fund Name	Standard Initial Charge %	Investor Centre Discount %	Final Initial Charge to Client %
SL Inv Select Income R Fund Inc	4	4	0
SL Inv Select Property Fund Acc	5	4	1
SL Inv Select Property Fund Inc	5	4	1
SL Inv UK Equ Inc Unconstrained R Fund Acc	4	3.75	0.25
SL Inv UK Equ Inc Unconstrained R Fund Inc	4	3.75	0.25
SL Inv UK Equity Gwth R Fund Acc	4	3.75	0.25
SL Inv UK Equity High Alpha R Fund Acc	4	3.75	0.25
SL Inv UK Equity High Alpha R Fund Inc	4	3.75	0.25
SL Inv UK Equity High Income R Fund Acc	4	3.75	0.25
SL Inv UK Equity High Income R Fund Inc	4	3.75	0.25
SL Inv UK Equity Unconstrained R Fund Acc	4	3.75	0.25
SL Inv UK Ethical R Fund Acc	4	3.75	0.25
SL Inv UK Gilt R Fund Acc	3	3	0
SL Inv UK Gilt R Fund Inc	3	3	0
SL Inv UK Opportunities R Fund Acc	4	3.75	0.25
SL Inv UK Opportunities R Fund Inc	4	3.75	0.25
SL Inv UK Smaller Cos R Fund Acc	4	3.75	0.25
SSgA Asia Pacific ex Japan Fund Acc	5	5	0
SSgA Europe ex UK Equity Tracker Fund Acc	5	5	0
SSgA Japan Equity Tracker Fund Acc	5	5	0
SSgA North America Equity Tracker Fund Acc	5	5	0
SSgA UK Equity Tracker Fund Acc	5	5	0
SVM All Europe SRI A Fund Acc	5.25	5	0.25
SVM Balanced Managed A Fund Acc	5.25	5.25	0
SVM Cautious Managed A Fund Acc	5.25	5.25	0
SVM Continental Europe A Fund Acc	5.25	5	0.25
SVM Global Opportunities A Fund Acc	5.25	5	0.25
SVM UK Alpha A Fund Acc	5.25	5	0.25
SVM UK Opportunities A Fund Acc	5.25	5	0.25
SVM UK100 Select A Fund Acc	5.25	5.25	0
T Bailey Cautious Managed R Fund Acc	5	4.7619	0
T Bailey Cautious Managed R Fund Inc	5	4.7619	0
T Bailey Equity Income Fund Acc	5	4.7619	0
T Bailey Equity Income Fund Inc	5	4.7619	0
T Bailey Growth Fund Acc	5	4.7619	0
T Bailey UK Best Ideas Fund Acc	5	4.7619	0
S&W TACTICA Balanced Portfolio Fund Acc	5	4.5	0.5
S&W TACTICA Cautious Portfolio Fund Acc	5	4.5	0.5
S&W TACTICA Growth Portfolio Fund Acc	5	4.5	0.5
Thames River Balanced Managed A Fund Acc	5	4.7619	0



Investment Funds (non ISA) February 2009

Fund Name	Standard Initial Charge %	Investor Centre Discount %	Final Initial Charge to Client %
Thames River Balanced Managed A Fund Inc	5	4.7619	0
Thames River Cautious Managed A Fund Acc	5	4.7619	0
Thames River Cautious Managed A Fund Inc	5	4.7619	0
Thames River Distribution A Fund Acc	5	4.7619	0
Thames River Distribution A Fund Inc	5	4.7619	0
Thames River Equity Managed A Fund Acc	5	4.7619	0
Thames River Global Boutiques A Fund Acc	5	4.7619	0
Threadneedle Absolute Return Bond 1 Fund Acc	0	0	0
Threadneedle American 1 Fund Acc	3.75	3	0.75
Threadneedle American Select 1 Fund Acc	3.75	3	0.75
Threadneedle American Smaller Cos 1 Fund Acc	3.75	3	0.75
Threadneedle Asia 1 Fund Acc	3.75	3	0.75
Threadneedle China Opportunities 1 Fund Acc	3.75	3	0.75
Threadneedle Defensive Equity & Bond Fund Acc	3.75	3	0.75
Threadneedle Defensive Fund Acc	3.75	3	0.75
Threadneedle Dollar Bond 1 Fund Inc	3.75	3	0.75
Threadneedle Emerging Market Bond 1 Fund Inc	3.75	3	0.75
Threadneedle Equity & Bond Fund Acc	3.75	3	0.75
Threadneedle European 1 Fund Acc	3.75	3	0.75
Threadneedle European Bond 1 Fund Inc	3.75	3	0.75
Threadneedle European Select 1 Fund Acc	3.75	3	0.75
Threadneedle European Smaller Cos 1 Fund Acc	3.75	3	0.75
Threadneedle Global Bond 1 Fund Inc	3.75	3	0.75
Threadneedle Global Emerging Markets Equ Fund Acc	3.75	3	0.75
Threadneedle Global Equity & Bond Fund Acc	3.75	3	0.75
Threadneedle Global Equity Fund Acc	3.75	3	0.75
Threadneedle Global Equity Income 1 Fund Acc	3.75	3	0.75
Threadneedle Global Equity Income 1 Fund Inc	3.75	3	0.75
Threadneedle Global Select 1 Fund Acc	3.75	3	0.75
Threadneedle High Yield Bond 1 Fund Inc	3.75	3	0.75
Threadneedle Japan 1 Fund Acc	3.75	3	0.75
Threadneedle Japan Smaller Cos 1 Fund Acc	3.75	3	0.75
Threadneedle Latin America 1 Fund Acc	3.75	3	0.75
Threadneedle Managed Income Fund Inc	3.75	3	0.75
Threadneedle Monthly Extra Income 1 Fund Inc	3.75	3	0.75
Threadneedle Pan European 1 Fund Acc	3.75	3	0.75
Threadneedle Pan European Smaller Cos 1 Fund Acc	3.75	3	0.75
Threadneedle Sterling Bond 1 Fund Inc	3.75	3	0.75
Threadneedle Strategic Bond 1 Fund Inc	3.75	3	0.75
Threadneedle UK 1 Fund Inc	3.75	3.5	0.25



Investment Funds (non ISA) February 2009

Fund Name	Standard Initial Charge %	Investor Centre Discount %	Final Initial Charge to Client %
Threadneedle UK Accelerando 1 Fund Acc	3.75	3.5	0.25
Threadneedle UK Corporate Bond 1 Fund Inc	3.75	3	0.75
Threadneedle UK Equity Alpha Income 1 Fund Inc	3.75	3.5	0.25
Threadneedle UK Equity Income 1 Fund Inc	3.75	3.5	0.25
Threadneedle UK Growth and Income 1 Fund Inc	3.75	3	0.75
Threadneedle UK Institutional 1 Fund Acc	3.75	3	0.75
Threadneedle UK Mid 250 Fund Acc	3.75	3.5	0.25
Threadneedle UK Money Securities Fund Inc	0	0	0
Threadneedle UK Monthly Income 1 Fund Inc	3.75	3.5	0.25
Threadneedle UK Property Trust Acc	5	4.25	0.5119
Threadneedle UK Property Trust Inc	5	4.25	0.5119
Threadneedle UK Select 1 Fund Inc	3.75	3.5	0.25
Threadneedle UK Smaller Cos 1 Fund Inc	3.75	3	0.75
UBS Absolute Return Bond A NET Fund Acc	1	1	0
UBS Asian Equity A Fund Acc	4	4	0
UBS European Equity A Fund Acc	4	4	0
UBS Global Allocation (UK) A Fund Acc	4	4	0
UBS Global Emerging Markets Equity A Fund Acc	4	4	0
UBS Global Optimal A Fund Acc	4	4	0
UBS Targeted Return A Fund Acc	4	4	0
UBS UK Equity Income A Fund Acc	4	3	1
UBS UK Equity Income A Fund Inc	4	3	1
UBS UK Select A Fund Acc	4	4	0
UBS UK Smaller Companies A Fund Acc	4	4	0
UBS US 130/30 Equity A Fund Acc	4	3	1
UBS US Equity A Fund Acc	4	4	0
UBS US Growth A Fund Acc	4	3	1
Virgin Climate Change Fund Acc	3	3	0
Assetmaster Balanced Fund GBP Inc	5.25	4.25	1
Assetmaster Cautious Fund GBP Inc	5.25	4.25	1
Assetmaster Growth Fund GBP Inc	5.25	4.25	1
Assetmaster International Growth Fund GBP Inc	5.25	4.25	1
TB Wise Active Growth A Fund Acc	4	3	1
TB Wise Income A Fund Acc	4	3	1
TB Wise Income A Fund Inc	4	3	1
TB Wise Investment A Fund Acc	4	3	1