



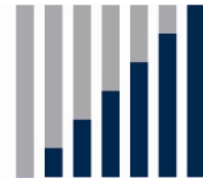
ISA (Cash Transfers) February 2009

| Fund Name | Standard Initial Charge % | Investor Centre Discount % | Final Initial Charge to Client % |
|--|----------------------------------|-----------------------------------|---|
| Aberdeen Global Asia Pacific Equity D Fund GBP Acc | 4.25 | 4 | 0.25 |
| Aberdeen Global Asian Smaller Cos D Fund GBP Acc | 4.25 | 4 | 0.25 |
| Aberdeen Global Chinese Equity D Fund GBP Acc | 4.25 | 4 | 0.25 |
| Aberdeen Global Emerging Mkt Equity D Fund GBP Acc | 4.25 | 4 | 0.25 |
| Aberdeen Global High Yield Bond D Fund GBP Inc | 4.25 | 4 | 0.25 |
| Aberdeen Global Indian Equity D Fund GBP Acc | 4.25 | 4 | 0.25 |
| Aberdeen Global Japanese Equity D Fund GBP Acc | 4.25 | 4 | 0.25 |
| Aberdeen Global UK Equity D Fund GBP Inc | 4.25 | 4 | 0.25 |
| Aberdeen Global World Equity D Fund GBP Acc | 4.25 | 4 | 0.25 |
| Aberdeen American Growth A Fund Acc | 4.25 | 4.25 | 0 |
| Aberdeen Asia Pacific & Japan A Fund Acc | 4.25 | 4.25 | 0 |
| Aberdeen Asia Pacific A Fund Acc | 4.25 | 4.25 | 0 |
| Aberdeen Corporate Bond A Fund Acc | 4.25 | 4 | 0.25 |
| Aberdeen Corporate Bond A Fund Inc | 4.25 | 4 | 0.25 |
| Aberdeen Emerging Markets A Fund Acc | 4.25 | 4.25 | 0 |
| Aberdeen Ethical World A Fund Acc | 4.25 | 4.25 | 0 |
| Aberdeen Ethical World A Fund Inc | 4.25 | 4.25 | 0 |
| Aberdeen European Growth A Fund Acc | 4.25 | 4.25 | 0 |
| Aberdeen European Opportunities A Fund Acc | 4.25 | 4.25 | 0 |
| Aberdeen European Smaller Companies A Fund Acc | 4.25 | 4.25 | 0 |
| Aberdeen Japan Growth A Fund Acc | 4.25 | 4.25 | 0 |
| Aberdeen Managed Distribution A Fund Acc | 4.25 | 4.25 | 0 |
| Aberdeen Managed Distribution A Fund Inc | 4.25 | 4.25 | 0 |
| Aberdeen Multi-Asset A Fund Acc | 4.25 | 4.25 | 0 |
| Aberdeen Multi-Asset A Fund Inc | 4.25 | 4.25 | 0 |
| Aberdeen Property Share A Fund Acc | 4.25 | 4.25 | 0 |
| Aberdeen UK Emerging Companies Fund Acc | 4.25 | 4.25 | 0 |
| Aberdeen UK Equity Income A Fund Acc | 4.25 | 4.25 | 0 |
| Aberdeen UK Equity Income A Fund Inc | 4.25 | 4.25 | 0 |
| Aberdeen UK Growth A Fund Acc | 4.25 | 4.25 | 0 |
| Aberdeen UK Growth A Fund Inc | 4.25 | 4.25 | 0 |
| Aberdeen UK Mid Cap A Fund Acc | 4.25 | 4.25 | 0 |
| Aberdeen UK Mid Cap A Fund Inc | 4.25 | 4.25 | 0 |
| Aberdeen UK Opportunities A Fund Acc | 4.25 | 4.25 | 0 |
| Aberdeen UK Opportunities A Fund Inc | 4.25 | 4.25 | 0 |
| Aberdeen World Equity A Fund Acc | 4.25 | 4.25 | 0 |
| Aberdeen World Equity A Fund Inc | 4.25 | 4.25 | 0 |
| AEGON American Equity A Fund Acc | 5.5 | 5.2133 | 0 |
| AEGON Ethical Cautious Managed A Fund Acc | 5.5 | 4 | 1.2133 |
| AEGON Ethical Cautious Managed A Fund Inc | 5.5 | 4 | 1.2133 |



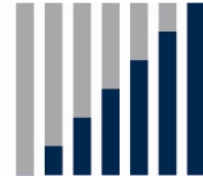
ISA (Cash Transfers) February 2009

| Fund Name | Standard Initial Charge % | Investor Centre Discount % | Final Initial Charge to Client % |
|--|----------------------------------|-----------------------------------|---|
| AEGON Ethical Corporate Bond A Fund Acc | 4.5 | 4.3062 | 0 |
| AEGON Ethical Corporate Bond A Fund Inc | 4.5 | 4.3062 | 0 |
| AEGON Ethical Equity A Fund Acc | 5.5 | 5.2133 | 0 |
| AEGON European Bond A Fund Acc | 5.5 | 5.2133 | 0 |
| AEGON European Bond A Fund Inc | 5.5 | 5.2133 | 0 |
| AEGON European Equity A Fund Acc | 5.5 | 5.2133 | 0 |
| AEGON Global Bond A Fund Acc | 4.5 | 4.3062 | 0 |
| AEGON Global Bond A Fund Inc | 4.5 | 4.3062 | 0 |
| AEGON Global Equity A Fund Acc | 5.5 | 4 | 1.2133 |
| AEGON High Yield Bond A Fund Acc | 4.5 | 4.3062 | 0 |
| AEGON High Yield Bond A Fund Inc | 4.5 | 4.3062 | 0 |
| AEGON Investment Grade Bond A Fund Acc | 4.5 | 4.3062 | 0 |
| AEGON Investment Grade Bond A Fund Inc | 4.5 | 4.3062 | 0 |
| AEGON Sterling Corporate Bond A Fund Acc | 4.5 | 4.3062 | 0 |
| AEGON Sterling Corporate Bond A Fund Inc | 4.5 | 4.3062 | 0 |
| AEGON UK Cautious Managed A Fund Acc | 5.5 | 4 | 1.2133 |
| AEGON UK Cautious Managed A Fund Inc | 5.5 | 4 | 1.2133 |
| AEGON UK Equity A Fund Acc | 5.5 | 5.2133 | 0 |
| AEGON UK Opportunities A Fund Acc | 5.5 | 5.2133 | 0 |
| AEGON UK Smaller Companies A Fund Acc | 5.5 | 5.2133 | 0 |
| EFA Allenbridge Strategic Alpha B Fund Acc | 5 | 4.2619 | 0.5 |
| Allianz PIMCO Gilt Yield A Fund Inc | 4 | 4 | 0 |
| Allianz PIMCO Sterling Total Return A Fund Inc | 4 | 4 | 0 |
| Allianz PIMCO UK Corporate Bond A Fund Inc | 4 | 4 | 0 |
| Allianz RCM BRIC Stars A Fund Acc | 4 | 4 | 0 |
| Allianz RCM Continental European A Fund Acc | 4 | 4 | 0 |
| Allianz RCM Global EcoTrends A Fund Acc | 4 | 4 | 0 |
| Allianz RCM Global Equity A Fund Acc | 4 | 3 | 1 |
| Allianz RCM Japan A Fund Acc | 4 | 4 | 0 |
| Allianz RCM Total Return Asian Equity A Fund Acc | 4 | 4 | 0 |
| Allianz RCM UK Equity Income A Fund Inc | 4 | 4 | 0 |
| Allianz RCM UK Growth A Fund Acc | 4 | 4 | 0 |
| Allianz RCM UK High Alpha A Fund Acc | 4 | 4 | 0 |
| Allianz RCM UK Index A Fund Acc | 0 | 0 | 0 |
| Allianz RCM UK Index A Fund Inc | 0 | 0 | 0 |
| Allianz RCM UK Mid-Cap A Fund Acc | 4 | 4 | 0 |
| Allianz RCM US Equity A Fund Acc | 4 | 4 | 0 |
| Architas Multi-Manager Balanced R Fund Acc | 5 | 5 | 0 |
| Architas Multi-Manager Balanced R Fund Inc | 5 | 5 | 0 |
| Architas Multi-Manager Dynamic R Fund Acc | 5 | 5 | 0 |



ISA (Cash Transfers) February 2009

| Fund Name | Standard Initial Charge % | Investor Centre Discount % | Final Initial Charge to Client % |
|---|----------------------------------|-----------------------------------|---|
| Architas Multi-Manager Growth R Fund Acc | 5 | 5 | 0 |
| Architas Multi-Manager Growth R Fund Inc | 5 | 5 | 0 |
| Architas Multi-Manager Income R Fund Inc | 5 | 3 | 2 |
| Architas Reserve R Fund Acc | 4 | 4 | 0 |
| Architas Reserve R Fund Inc | 4 | 4 | 0 |
| Artemis Capital Fund Acc | 5 | 4.5238 | 0.2381 |
| Artemis European Growth Fund Acc | 5.25 | 4.7506 | 0.2375 |
| Artemis Global Growth Fund Acc | 5.25 | 4.9881 | 0 |
| Artemis High Income Fund Inc | 5.25 | 4.7506 | 0.2375 |
| Artemis Income Fund Acc | 5.25 | 4.7506 | 0.2375 |
| Artemis Income Fund Inc | 5.25 | 4.7506 | 0.2375 |
| Artemis New Enterprises Fund Acc | 5.25 | 4.7506 | 0.2375 |
| Artemis Strategic Bond Q Fund Acc | 5.25 | 4.7506 | 0.2375 |
| Artemis Strategic Bond Q Fund Inc | 5.25 | 4.7506 | 0.2375 |
| Artemis UK Growth Fund Acc | 5 | 4.5238 | 0.2381 |
| Artemis UK Smaller Companies Fund Acc | 5 | 4.5238 | 0.2381 |
| Artemis UK Special Situations Fund Acc | 5.25 | 4.7506 | 0.2375 |
| Aviva European Property Bx Fund GBP Inc | 5 | 3 | 2 |
| Aviva Global Convertible Ax Fund GBP Inc | 5 | 3 | 2 |
| Aviva Asia Pacific Property R Fund Inc | 5 | 3 | 1.7619 |
| Aviva Diversified Strategy 1 Fund Acc | 5 | 3 | 2 |
| Aviva Diversified Strategy 1 Fund Inc | 5 | 3 | 2 |
| Aviva The Global Balanced Inc A Fund Acc | 4.5 | 3 | 1.5 |
| Aviva The Global Balanced Inc A Fund Inc | 4.5 | 3 | 1.5 |
| Aviva The Global Cautious Inc A Fund Acc | 4.5 | 3 | 1.5 |
| Aviva The Global Cautious Inc A Fund Inc | 4.5 | 3 | 1.5 |
| Aviva Investors Active Protector 1 Fund Acc | 5 | 3 | 2 |
| Aviva Investors Balanced Fund of Funds 1 Fund Inc | 5 | 3 | 2 |
| Aviva Investors Balanced Managed A Fund Inc | 5 | 3 | 2 |
| Aviva Investors Blue Chip Tracking 1 Fund Inc | 0 | 0 | 0 |
| Aviva Investors Cash 1 Fund Acc | 0 | 0 | 0 |
| Aviva Investors Cash 1 Fund Inc | 0 | 0 | 0 |
| Aviva Investors Cautious Fund of Funds 1 Fund Inc | 5 | 3 | 2 |
| Aviva Investors Corporate Bond 1 Fund Inc | 0 | 0 | 0 |
| Aviva Investors Corporate Bond A Fund Inc | 4 | 3 | 1 |
| Aviva Investors Distribution 1 Fund Inc | 4 | 3 | 1 |
| Aviva Investors European Equity 1 Fund Acc | 0 | 0 | 0 |
| Aviva Investors European Equity A Fund Acc | 5 | 3 | 2 |
| Aviva Investors Global Property 1 Fund Acc | 5 | 3 | 2 |
| Aviva Investors Global Property 1 Fund Inc | 5 | 3 | 2 |



ISA (Cash Transfers) February 2009

| Fund Name | Standard Initial Charge % | Investor Centre Discount % | Final Initial Charge to Client % |
|--|----------------------------------|-----------------------------------|---|
| Aviva Investors Growth Fund of Funds 1 Fund Acc | 5 | 3 | 2 |
| Aviva Investors High Yield Bond 1 Fund Inc | 4 | 3 | 1 |
| Aviva Investors Higher Income Plus 1 Fund Inc | 0 | 0 | 0 |
| Aviva Investors Higher Income Plus A Fund Inc | 4 | 3 | 1 |
| Aviva Investors Intl. Index Tracking 1 Fund Acc | 0 | 0 | 0 |
| Aviva Investors Managed High Income 1 Fund Inc | 4 | 3 | 1 |
| Aviva Investors MoM Balanced Fund Acc | 5 | 3 | 2 |
| Aviva Investors MoM Cautious Fund Acc | 4.25 | 3 | 1.25 |
| Aviva Investors MoM Growth Fund Acc | 5 | 3 | 2 |
| Aviva Investors MoM Income Fund Inc | 4.25 | 3 | 1.25 |
| Aviva Investors Monthly Income Plus 1 Fund Acc | 4 | 3 | 1 |
| Aviva Investors Monthly Income Plus 1 Fund Inc | 4 | 3 | 1 |
| Aviva Investors Preference Share 1 Fund Inc | 4 | 3 | 1 |
| Aviva Investors Property Trust Acc | 5 | 3 | 2 |
| Aviva Investors Property Trust Inc | 5 | 3 | 2 |
| Aviva Investors SF Absolute Gth 1 Fund Acc | 4 | 3 | 1 |
| Aviva Investors SF Corp Bond 1 Fund Inc | 4 | 3 | 1 |
| Aviva Investors SF European Gth 1 Fund Acc | 4 | 3 | 1 |
| Aviva Investors SF Global Gwth 1 Fund Acc | 4 | 3 | 1 |
| Aviva Investors SF Managed 1 Fund Inc | 4 | 3 | 1 |
| Aviva Investors SF UK Growth 1 Fund Acc | 4 | 3 | 1 |
| Aviva Investors Strategic Bond 1 Fund Inc | 4 | 3 | 1 |
| Aviva Investors UK Equity 1 Fund Inc | 0 | 0 | 0 |
| Aviva Investors UK Equity A Fund Inc | 5 | 3 | 2 |
| Aviva Investors UK Equity Income 1 Fund Inc | 0 | 0 | 0 |
| Aviva Investors UK Equity Income A Fund Inc | 5 | 5 | 0 |
| Aviva Investors UK Ethical 1 Fund Acc | 0 | 0 | 0 |
| Aviva Investors UK Ethical A Fund Acc | 5 | 3 | 2 |
| Aviva Investors UK Growth & Value 1 Fund Acc | 5 | 3 | 2 |
| Aviva Investors UK Growth 1 Fund Acc | 0 | 0 | 0 |
| Aviva Investors UK Growth A Fund Acc | 5 | 3 | 2 |
| Aviva Investors UK Income & Growth 1 Fund Inc | 5 | 3 | 2 |
| Aviva Investors UK Income Opportunities Fund Acc | 5 | 3 | 2 |
| Aviva Investors UK Income Opportunities Fund Inc | 5 | 3 | 2 |
| Aviva Investors UK Index Tracking 1 Fund Inc | 0 | 0 | 0 |
| Aviva Investors UK Smaller Companies 1 Fund Acc | 4 | 3 | 1 |
| Aviva Investors UK Special Situation 1 Fund Acc | 5 | 3 | 2 |
| Aviva Investors World Leaders Fund Acc | 5.25 | 3 | 2.25 |
| Aviva Investors Property Investment Fund Inc | 5 | 3 | 2 |
| Aviva Investors UK Focus 1 Fund Acc | 5 | 3 | 2 |



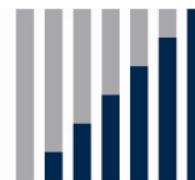
ISA (Cash Transfers) February 2009

| Fund Name | Standard Initial Charge % | Investor Centre Discount % | Final Initial Charge to Client % |
|--|----------------------------------|-----------------------------------|---|
| AXA Framlington American Growth Fund Acc | 5.25 | 4.9881 | 0 |
| AXA Framlington American Growth Fund Inc | 5.25 | 4.9881 | 0 |
| AXA Framlington Biotech Fund Acc | 5.5 | 5.2133 | 0 |
| AXA Framlington Biotech Fund Inc | 5.5 | 3 | 2.2133 |
| AXA Framlington Emerging Markets Fund Acc | 5.25 | 4.9881 | 0 |
| AXA Framlington Emerging Markets Fund Inc | 5.25 | 4.9881 | 0 |
| AXA Framlington Equity Income Fund Acc | 5.25 | 4.9881 | 0 |
| AXA Framlington Equity Income Fund Inc | 5.25 | 4.9881 | 0 |
| AXA Framlington European Fund Acc | 5.25 | 4.9881 | 0 |
| AXA Framlington European Fund Inc | 5.25 | 4.9881 | 0 |
| AXA Framlington Financial Fund Acc | 5.25 | 4.9881 | 0 |
| AXA Framlington Financial Fund Inc | 5.25 | 4.9881 | 0 |
| AXA Framlington Gilt Fund Acc | 5.25 | 4.9881 | 0 |
| AXA Framlington Gilt Fund Inc | 5.25 | 4.9881 | 0 |
| AXA Framlington Global Opportunities Fund Acc | 5.25 | 4.9881 | 0 |
| AXA Framlington Global Opportunities Fund Inc | 5.25 | 4.9881 | 0 |
| AXA Framlington Global Technology Fund Acc | 5.25 | 4.9881 | 0 |
| AXA Framlington Global Technology Fund Inc | 5.25 | 4.9881 | 0 |
| AXA Framlington Health Fund Acc | 5.5 | 5.2133 | 0 |
| AXA Framlington Health Fund Inc | 5.5 | 5.2133 | 0 |
| AXA Framlington Japan Fund Acc | 5.25 | 4.9881 | 0 |
| AXA Framlington Japan Fund Inc | 5.25 | 4.9881 | 0 |
| AXA Framlington Japan Smaller Companies Fund Acc | 5.25 | 4.9881 | 0 |
| AXA Framlington Managed Balanced Fund Acc | 5.25 | 3 | 1.9881 |
| AXA Framlington Managed Balanced Fund Inc | 5.25 | 3 | 1.9881 |
| AXA Framlington Managed Income Fund Acc | 5.25 | 4.9881 | 0 |
| AXA Framlington Managed Income Fund Inc | 5.25 | 4.9881 | 0 |
| AXA Framlington Monthly Income Fund Acc | 5.25 | 4.9881 | 0 |
| AXA Framlington Monthly Income Fund Inc | 5.25 | 4.9881 | 0 |
| AXA Framlington Pan European Bond Fund Acc | 5.25 | 4.9881 | 0 |
| AXA Framlington Pan European Bond Fund Inc | 5.25 | 4.9881 | 0 |
| AXA Framlington UK Growth Fund Acc | 5.25 | 4.9881 | 0 |
| AXA Framlington UK Growth Fund Inc | 5.25 | 4.9881 | 0 |
| AXA Framlington UK Select Opportunities Fund Acc | 5.25 | 4.9881 | 0 |
| AXA Framlington UK Select Opportunities Fund Inc | 5.25 | 4.9881 | 0 |
| AXA Framlington UK Smaller Companies Fund Acc | 5.25 | 4.9881 | 0 |
| AXA Framlington UK Smaller Companies Fund Inc | 5.25 | 4.9881 | 0 |
| AXA American Growth R Fund Acc | 5 | 5 | 0 |
| AXA Defensive Distribution R Fund Acc | 5 | 5 | 0 |
| AXA Defensive Distribution R Fund Inc | 5 | 5 | 0 |



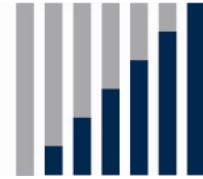
ISA (Cash Transfers) February 2009

| Fund Name | Standard Initial Charge % | Investor Centre Discount % | Final Initial Charge to Client % |
|--|----------------------------------|-----------------------------------|---|
| AXA Distribution R Fund Acc | 5 | 5 | 0 |
| AXA Distribution R Fund Inc | 5 | 5 | 0 |
| AXA Ethical Distribution R Fund Acc | 5 | 5 | 0 |
| AXA European Growth R Fund Acc | 5 | 5 | 0 |
| AXA General Trust Acc | 5 | 3 | 1.7619 |
| AXA General Trust Inc | 5 | 3 | 1.7619 |
| AXA Global Distribution R Fund Acc | 5 | 5 | 0 |
| AXA Global Distribution R Fund Inc | 5 | 5 | 0 |
| AXA Global Growth R Fund Acc | 5 | 5 | 0 |
| AXA Global High Income R Fund Acc | 4 | 4 | 0 |
| AXA Global High Income R Fund Inc | 4 | 4 | 0 |
| AXA Japan Growth R Fund Acc | 5 | 5 | 0 |
| AXA Pacific Growth R Fund Acc | 5 | 5 | 0 |
| AXA Sterling Corporate Bond R Fund Acc | 4 | 4 | 0 |
| AXA Sterling Corporate Bond R Fund Inc | 4 | 4 | 0 |
| AXA Sterling Strategic Bond R Fund Acc | 4 | 3 | 1 |
| AXA Sterling Strategic Bond R Fund Inc | 4 | 3 | 1 |
| AXA Talents R Fund Acc | 5 | 5 | 0 |
| AXA UK Equity Income R Fund Acc | 5 | 5 | 0 |
| AXA UK Equity Income R Fund Inc | 5 | 5 | 0 |
| AXA UK Opportunities R Fund Acc | 5 | 5 | 0 |
| Baillie Gifford American A Fund Acc | 5 | 5 | 0 |
| Baillie Gifford British 350 A Fund Acc | 5 | 5 | 0 |
| Baillie Gifford British 350 A Fund Inc | 5 | 5 | 0 |
| Baillie Gifford British Smaller Cos A Fund Acc | 5 | 5 | 0 |
| Baillie Gifford Corporate Bond A Fund Acc | 5 | 5 | 0 |
| Baillie Gifford Corporate Bond A Fund Inc | 5 | 5 | 0 |
| Baillie Gifford Devlpd Asia Pac A Fund Acc | 5 | 5 | 0 |
| Baillie Gifford Emerging Markets Bond A Fund Inc | 3.5 | 3.5 | 0 |
| Baillie Gifford Emerging Mrks Growth A Fund Acc | 5 | 5 | 0 |
| Baillie Gifford Emg Mkts Large Cap A Fund Acc | 5 | 5 | 0 |
| Baillie Gifford European A Fund Acc | 5 | 5 | 0 |
| Baillie Gifford European Sm Cos A Fund Acc | 5 | 5 | 0 |
| Baillie Gifford Gilt A Fund Acc | 5 | 5 | 0 |
| Baillie Gifford Gilt A Fund Inc | 5 | 5 | 0 |
| Baillie Gifford High Yield Bond A Fund Inc | 3.5 | 3.5 | 0 |
| Baillie Gifford Income A Fund Acc | 5 | 5 | 0 |
| Baillie Gifford Income A Fund Inc | 5 | 5 | 0 |
| Baillie Gifford International A Fund Acc | 5 | 5 | 0 |
| Baillie Gifford Investment Grade Bond A Fund Inc | 3.5 | 3.5 | 0 |



ISA (Cash Transfers) February 2009

| Fund Name | Standard Initial Charge % | Investor Centre Discount % | Final Initial Charge to Client % |
|--|----------------------------------|-----------------------------------|---|
| Baillie Gifford Japanese A Fund Acc | 5 | 5 | 0 |
| Baillie Gifford Managed A Fund Acc | 5 | 5 | 0 |
| Baillie Gifford Managed A Fund Inc | 5 | 5 | 0 |
| Baillie Gifford Pacific A Fund Acc | 5 | 5 | 0 |
| Baring China Growth R Trust Acc | 5 | 4.7619 | 0 |
| Baring Directional Global Bond Trust Acc | 5 | 3 | 0.1477 |
| Baring Directional Global Bond Trust Inc | 5 | 3 | 0.1477 |
| Baring Eastern Trust Acc | 5 | 3 | 0.1477 |
| Baring Equity Income Trust Inc | 5 | 3 | 0.1477 |
| Baring Europe Select Trust Inc | 5 | 3 | 0.1477 |
| Baring European Growth Trust Inc | 5 | 3 | 0.1477 |
| Baring German Growth Trust Acc | 5 | 3 | 0.1477 |
| Baring Global Bond Trust Inc | 5 | 3 | 0.1477 |
| Baring Global Growth Trust Inc | 5 | 3 | 0.1477 |
| Baring Japan Growth Trust Acc | 5 | 3 | 0.1477 |
| Baring Korea Trust Acc | 5 | 3 | 0.1477 |
| Baring Portfolio Fund Acc | 5 | 3 | 0.1477 |
| Baring Portfolio Fund Inc | 5 | 3 | 0.1477 |
| Baring UK Growth Trust Inc | 5 | 3 | 0.1477 |
| Baring UK Smaller Companies Trust Inc | 5 | 3 | 0.1477 |
| IFSL Bestinvest Aggressive Growth Port. Fund Acc | 5 | 3 | 2 |
| IFSL Bestinvest Aggressive Growth Port. Fund Inc | 5 | 3 | 2 |
| IFSL Bestinvest Defensive Portfolio Fund Acc | 5 | 3 | 2 |
| IFSL Bestinvest Defensive Portfolio Fund Inc | 5 | 3 | 2 |
| IFSL Bestinvest Growth Portfolio Fund Acc | 5 | 3 | 2 |
| IFSL Bestinvest Growth Portfolio Fund Inc | 5 | 3 | 2 |
| IFSL Bestinvest Income & Growth Portfolio Fund Acc | 5 | 3 | 2 |
| IFSL Bestinvest Income & Growth Portfolio Fund Inc | 5 | 3 | 2 |
| IFSL Bestinvest Income Portfolio Fund Acc | 5 | 3 | 2 |
| IFSL Bestinvest Income Portfolio Fund Inc | 5 | 3 | 2 |
| BlackRock Balanced Portfolio A Fund Acc | 5 | 4.7619 | 0 |
| BlackRock Balanced Portfolio A Fund Inc | 5 | 4.7619 | 0 |
| BlackRock Continental European A Fund Acc | 5 | 4.7619 | 0 |
| BlackRock Continental European A Fund Inc | 5 | 4.7619 | 0 |
| BlackRock Emerging Markets A Fund Acc | 5 | 4.7619 | 0 |
| BlackRock Emerging Markets A Fund Inc | 5 | 4.7619 | 0 |
| BlackRock European Dynamic A Fund Acc | 5 | 4.7619 | 0 |
| BlackRock European Dynamic A Fund Inc | 5 | 4.7619 | 0 |
| BlackRock Global Bond A Fund Acc | 5 | 4.7619 | 0 |
| BlackRock Global Bond A Fund Inc | 5 | 4.7619 | 0 |



ISA (Cash Transfers) February 2009

| Fund Name | Standard Initial Charge % | Investor Centre Discount % | Final Initial Charge to Client % |
|---|----------------------------------|-----------------------------------|---|
| BlackRock Global Equity A Fund Acc | 5 | 4.7619 | 0 |
| BlackRock Global Equity A Fund Inc | 5 | 4.7619 | 0 |
| BlackRock Gold & General A Fund Acc | 5 | 4.7619 | 0 |
| BlackRock Gold & General A Fund Inc | 5 | 4.7619 | 0 |
| BlackRock Government Securities A Fund Acc | 3 | 0 | 2 |
| BlackRock Government Securities A Fund Inc | 3 | 0 | 2 |
| BlackRock Growth Portfolio A Fund Acc | 5 | 4.7619 | 0 |
| BlackRock Growth Portfolio A Fund Inc | 5 | 4.7619 | 0 |
| BlackRock High Income Bond A Fund Acc | 3.25 | 3.1477 | 0 |
| BlackRock High Income Bond A Fund Inc | 3.25 | 3.1477 | 0 |
| BlackRock Income Portfolio A Fund Acc | 5 | 4.7619 | 0 |
| BlackRock Income Portfolio A Fund Inc | 5 | 4.7619 | 0 |
| BlackRock Japan A Fund Acc | 5 | 4.7619 | 0 |
| BlackRock Japan A Fund Inc | 5 | 4.7619 | 0 |
| BlackRock Target Return A Fund Acc | 3.25 | 3.1477 | 0 |
| BlackRock Target Return A Fund Inc | 3.25 | 3.1477 | 0 |
| BlackRock UK A Fund Acc | 5 | 4.7619 | 0 |
| BlackRock UK A Fund Inc | 5 | 4.7619 | 0 |
| BlackRock UK Absolute Alpha P Fund Acc | 5 | 4.7619 | 0 |
| BlackRock UK Dynamic A Fund Acc | 5 | 4.7619 | 0 |
| BlackRock UK Dynamic A Fund Inc | 5 | 4.7619 | 0 |
| BlackRock UK Income A Fund Acc | 5 | 4.7619 | 0 |
| BlackRock UK Income A Fund Inc | 5 | 4.7619 | 0 |
| BlackRock UK Smaller Companies A Fund Acc | 5 | 4.7619 | 0 |
| BlackRock UK Smaller Companies A Fund Inc | 5 | 4.7619 | 0 |
| BlackRock UK Special Situations A Fund Acc | 5 | 4.7619 | 0 |
| BlackRock UK Special Situations A Fund Inc | 5 | 4.7619 | 0 |
| BlackRock US Dynamic A Fund Acc | 5 | 4.7619 | 0 |
| BlackRock US Dynamic A Fund Inc | 5 | 4.7619 | 0 |
| BlackRock US Opportunities A Fund Acc | 5 | 4.7619 | 0 |
| BlackRock US Opportunities A Fund Inc | 5 | 4.7619 | 0 |
| IFSL Privalto Stabiliser Protected Fund Acc | 3 | 3 | 0 |
| Newton Absolute Intrepid Fund A Shares Inc | 4 | 3.25 | 0.75 |
| Newton American Fund Inc | 4 | 3.25 | 0.75 |
| Newton Asian Income Fund Inc | 4 | 4 | 0 |
| Newton Balanced Fund Inc | 4 | 3.25 | 0.75 |
| Newton Continental European R Fund Inc | 4 | 3.25 | 0.75 |
| Newton Corporate Bond Fund Inc | 4 | 3.25 | 0.75 |
| Newton Equity & Bond Fund Inc | 4 | 3.25 | 0.75 |
| Newton European High Yield Bond R Fund Inc | 4 | 3.25 | 0.75 |



ISA (Cash Transfers) February 2009

| Fund Name | Standard Initial Charge % | Investor Centre Discount % | Final Initial Charge to Client % |
|---|----------------------------------|-----------------------------------|---|
| Newton European Higher Income R Fund Inc | 4 | 4 | 0 |
| Newton Global Dynamic Bond Fund Inc | 4 | 3.25 | 0.75 |
| Newton Global Higher Income R Fund Inc | 4 | 4 | 0 |
| Newton Growth Fund Inc | 4 | 3.25 | 0.75 |
| Newton Higher Income R Fund Inc | 4 | 4 | 0 |
| Newton Income R Fund Inc | 4 | 3.25 | 0.75 |
| Newton International Bond R Fund Inc | 4 | 3.25 | 0.75 |
| Newton International Growth R Fund Inc | 4 | 3.25 | 0.75 |
| Newton Japan Fund Inc | 4 | 3.25 | 0.75 |
| Newton Managed R Fund Inc | 4 | 3.25 | 0.75 |
| Newton Oriental R Fund Inc | 4 | 3.25 | 0.75 |
| Newton Pan-European Fund Inc | 4 | 3.25 | 0.75 |
| Newton Phoenix Multi Asset Fund Acc | 4 | 4 | 0 |
| Newton Phoenix Multi Asset Fund Inc | 4 | 4 | 0 |
| Newton UK Opportunities R Fund Inc | 4 | 3.25 | 0.75 |
| Castlestone Aliquot Act Com Ind AAAdp Fund GBP Inc | 5 | 4.5 | 0.5 |
| Castlestone Aliquot Agriculture AAAAdp Fund GBP Inc | 5 | 4.5 | 0.5 |
| Cazenove European B Fund Acc | 5 | 4.7619 | 0 |
| Cazenove Multi-Manager Diversity Fund Acc | 5 | 4.7619 | 0 |
| Cazenove Multi-Manager Diversity Fund Inc | 5 | 4.7619 | 0 |
| Cazenove Multi-Manager Diversity Tactical Fund Acc | 5 | 3 | 1.7619 |
| Cazenove Multi-Manager Diversity Tactical Fund Inc | 5 | 3 | 1.7619 |
| Cazenove Multi-Manager Global (ex-UK) Fund Acc | 5 | 3 | 1.7619 |
| Cazenove Multi-Manager Global (ex-UK) Fund Inc | 5 | 3 | 1.7619 |
| Cazenove Multi-Manager UK Growth Fund Acc | 5 | 3 | 1.7619 |
| Cazenove Multi-Manager UK Growth Fund Inc | 5 | 3 | 1.7619 |
| Cazenove Strategic Bond B Fund Acc | 5 | 4.7619 | 0 |
| Cazenove Strategic Bond B Fund Inc | 5 | 4.7619 | 0 |
| Cazenove UK Absolute Target P1 Fund Acc | 5 | 4.7619 | 0 |
| Cazenove UK Corporate Bond B Fund Inc | 5 | 4.7619 | 0 |
| Cazenove UK Dynamic B Fund Acc | 5 | 4.7619 | 0 |
| Cazenove UK Equity Income B Fund Inc | 5 | 3 | 1.7619 |
| Cazenove UK Growth and Income B Fund Acc | 5 | 4.7619 | 0 |
| Cazenove UK Growth and Income B Fund Inc | 5 | 4.7619 | 0 |
| Cazenove UK Opportunities B Fund Acc | 5 | 3 | 1.7619 |
| Cazenove UK Smaller Companies B Fund Acc | 5 | 3 | 1.7619 |
| IFDS Chartwell Balanced Income B Fund Inc | 5 | 4.7619 | 0 |
| IFDS Chartwell Cautious Growth B Fund Acc | 5 | 4.7619 | 0 |
| IFDS Chartwell Strategic Growth B Fund Acc | 5 | 4.7619 | 0 |
| CIS Sustainable Leaders Trust Inc | 5 | 3 | 1.7619 |



ISA (Cash Transfers) February 2009

| Fund Name | Standard Initial Charge % | Investor Centre Discount % | Final Initial Charge to Client % |
|--|----------------------------------|-----------------------------------|---|
| CIS UK Growth Trust Inc | 5 | 3 | 1.7619 |
| CIS UK Income with Growth Trust Inc | 5 | 3 | 1.7619 |
| City Fin Diversified Absolute Return A Fund Acc | 5 | 3 | 2 |
| City Fin Multi Manager Growth A Fund Acc | 5 | 3 | 1.7619 |
| City Fin Multi Manager Growth A Fund Inc | 5 | 3 | 1.7619 |
| City Fin Multi Manager Income A Fund Acc | 5 | 3 | 1.7619 |
| City Fin Multi Manager Income A Fund Inc | 5 | 3 | 1.7619 |
| City Fin Strategic Gilt A Fund Acc | 5 | 3 | 2 |
| City Fin Strategic Gilt A Fund Inc | 5 | 3 | 2 |
| City Fin Strategic Global Bond A Fund Acc | 5 | 3 | 2 |
| City Fin Strategic Global Bond A Fund Inc | 5 | 3 | 2 |
| City Fin UK Select Alpha A Fund Acc | 5 | 3 | 2 |
| Clerical Med Absolute Return 1 Fund Acc | 4 | 3 | 1 |
| Clerical Med Adventurous 1 Fund Acc | 4 | 3 | 1 |
| Clerical Med Balanced 1 Fund Acc | 4 | 3 | 1 |
| Clerical Med Cautious 1 Fund Acc | 4 | 3 | 1 |
| Clerical Med Cautious 3 Fund Inc | 4 | 3 | 1 |
| Clerical Med Corporate Bond 1 Fund Acc | 4 | 3 | 1 |
| Clerical Med Corporate Bond 3 Fund Inc | 4 | 3 | 1 |
| Clerical Med Defensive 1 Fund Acc | 4 | 3 | 1 |
| Clerical Med Defensive 3 Fund Inc | 4 | 3 | 1 |
| Clerical Med Diversified Income 1 Fund Acc | 4 | 3 | 1 |
| Clerical Med Diversified Income 3 Fund Inc | 4 | 3 | 1 |
| Clerical Med Diversified Return 1 Fund Acc | 4 | 3 | 1 |
| Clerical Med Dynamic Return 1 Fund Acc | 4 | 3 | 1 |
| Clerical Med Emerging Market Focus 1 Fund Acc | 4 | 3 | 1 |
| Clerical Med Ethical 1 Fund Acc | 4 | 3 | 1 |
| Clerical Med European 1 Fund Acc | 4 | 3 | 1 |
| Clerical Med European Focus 1 Fund acc | 4 | 3 | 1 |
| Clerical Med European Special Sits 1 Fund Acc | 4 | 3 | 1 |
| Clerical Med European Strategic 1 Fund Acc | 4 | 3 | 1 |
| Clerical Med Far Eastern 1 Fund Acc | 4 | 3 | 1 |
| Clerical Med Far Eastern Focus 1 Fund Acc | 4 | 3 | 1 |
| Clerical Med International Fixed Income 1 Fund Acc | 4 | 3 | 1 |
| Clerical Med International Fixed Income 3 Fund Inc | 4 | 3 | 1 |
| Clerical Med International Growth 1 Fund Acc | 4 | 3 | 1 |
| Clerical Med Japanese 1 Fund Acc | 4 | 3 | 1 |
| Clerical Med Japanese Focus 1 Fund Acc | 4 | 3 | 1 |
| Clerical Med Non-Equity 1 Fund Acc | 4 | 3 | 1 |
| Clerical Med Non-Equity 3 Fund Inc | 4 | 3 | 1 |



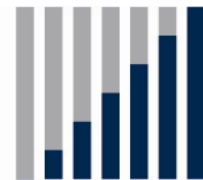
ISA (Cash Transfers) February 2009

| Fund Name | Standard Initial Charge % | Investor Centre Discount % | Final Initial Charge to Client % |
|---|----------------------------------|-----------------------------------|---|
| Clerical Med North American 1 Fund Acc | 4 | 3 | 1 |
| Clerical Med Smaller Companies 1 Fund Acc | 4 | 3 | 1 |
| Clerical Med Special Situations 1 Fund Acc | 4 | 3 | 1 |
| Clerical Med UK Equity Income 1 Fund Acc | 4 | 3 | 1 |
| Clerical Med UK Equity Income 3 Fund Inc | 4 | 3 | 1 |
| Clerical Med UK Focus 1 Fund Acc | 4 | 3 | 1 |
| Clerical Med UK Gilt 1 Fund Acc | 4 | 3 | 1 |
| Clerical Med UK Gilt 3 Fund Inc | 4 | 3 | 1 |
| Clerical Med UK Growth 1 Fund Acc | 4 | 3 | 1 |
| Clerical Med UK High Income 1 Fund Acc | 4 | 3 | 1 |
| Clerical Med UK High Income 3 Fund Inc | 4 | 3 | 1 |
| Clerical Med UK Index Link Gilt 1 Fund Acc | 4 | 3 | 1 |
| Clerical Med UK Index Link Gilt 3 Fund Inc | 4 | 3 | 1 |
| Clerical Med UK Property 1 Fund Acc | 4 | 3 | 1 |
| Clerical Med UK Property 3 Fund Inc | 4 | 3 | 1 |
| Clerical Med UK Small Companies Alpha 1 Fund Acc | 4 | 3 | 1 |
| Clerical Med UK Strategic 1 Fund Acc | 4 | 3 | 1 |
| Clerical Med US Focus 1 Fund Acc | 4 | 3 | 1 |
| Clerical Med US Strategic 1 Fund Acc | 4 | 3 | 1 |
| Close Beacon Investment Fund Inc | 5 | 3 | 2 |
| Close Capital Account Fund Acc | 0.25 | 0 | 0 |
| Close European Escalator 95 Fund Acc | 3 | 2 | 0.9126 |
| Close FTSE techMARK Fund Acc | 4.75 | 3 | 1.5346 |
| Close Reserve Equity Fund Acc | 5 | 3 | 2 |
| Close Special Situations Fund Acc | 5 | 3 | 1.7619 |
| Close UK Escalator 100 Fund Acc | 3 | 0 | 2 |
| Close UK Escalator 95 Fund Acc | 3 | 2 | 0.9126 |
| Close World Escalator 95 Fund Acc | 3 | 2 | 0.9126 |
| Collins Stewart Cont Europe Focus A Fund GBP Inc | 5 | 4 | 0.7619 |
| Collins Stewart Select Affinity B Fund GBP Inc | 5 | 4 | 0.7619 |
| Collins Stewart Select Diversity B Fund GBP Inc | 5 | 4 | 0.7619 |
| Collins Stewart Select Income B Fund GBP Inc | 5 | 4 | 0.7619 |
| Collins Stewart Select Opportunity B Fund GBP Inc | 5 | 4 | 0.7619 |
| Collins Stewart Total Return Bond A Fund GBP Inc | 5 | 4 | 0.7619 |
| Collins Stewart UK Catalyst A Fund GBP Inc | 5 | 4 | 0.7619 |
| Collins Stewart UK Focus A Fund GBP Inc | 5 | 4 | 0.7619 |
| Collins Stewart US Equity Focus A Fund GBP Inc | 5 | 4 | 0.7619 |
| CF Cornelian Balanced B Fund Acc | 4 | 4 | 0 |
| CF Cornelian Balanced B Fund Inc | 4 | 4 | 0 |
| CF Cornelian British Opportunities B Fund Acc | 4 | 4 | 0 |



ISA (Cash Transfers) February 2009

| Fund Name | Standard Initial Charge % | Investor Centre Discount % | Final Initial Charge to Client % |
|---|----------------------------------|-----------------------------------|---|
| CF Cornelian British Opportunities B Fund Inc | 4 | 4 | 0 |
| CF Cornelian Growth B Fund Acc | 4 | 4 | 0 |
| CF Cornelian Growth B Fund Inc | 4 | 4 | 0 |
| Credit Suisse Alpha Growth Fund Inc | 5.25 | 4.9881 | 0 |
| Credit Suisse Alpha Income R Fund Inc | 5.25 | 4.9881 | 0 |
| Credit Suisse Corp Bond Monthly Income R Fund Inc | 4.25 | 4.0767 | 0 |
| Credit Suisse European Frontiers R Fund Inc | 5.25 | 4.9881 | 0 |
| Credit Suisse European R Fund Inc | 5.25 | 4.9881 | 0 |
| Credit Suisse Fellowship R Fund Inc | 5.25 | 4.9881 | 0 |
| Credit Suisse Global Income Plus R Fund Inc | 5.25 | 4.9881 | 0 |
| Credit Suisse Income R Fund Inc | 5.25 | 4.9881 | 0 |
| Credit Suisse Managed Assets R Fund Inc | 5.25 | 4.9881 | 0 |
| Credit Suisse Monthly Income R Fund Inc | 5.25 | 4.9881 | 0 |
| Credit Suisse Orient R Fund Inc | 5.25 | 4.9881 | 0 |
| Credit Suisse Smaller Companies R Fund Inc | 5.25 | 4.9881 | 0 |
| Credit Suisse UK Mid 250 Fund Inc | 5.25 | 4.9881 | 0 |
| Credit Suisse UK Thematic R Fund Inc | 5.25 | 4.9881 | 0 |
| Credit Suisse US Systematic Alpha Equ R Fund Inc | 5.25 | 4.9881 | 0 |
| CS Multi Manager Balanced Mgd Port R Fund Acc | 4 | 3 | 0.8462 |
| CS Multi Manager Balanced Mgd Port R Fund Inc | 4 | 3 | 0.8462 |
| CS Multi Manager Cautious Managed R Fund Acc | 4 | 3 | 0.8462 |
| CS Multi Manager Cautious Managed R Fund Inc | 4 | 3 | 0.8462 |
| CS Multi Manager Constellation Portfolio R Acc | 4 | 3 | 0.8462 |
| CS Multi Manager Constellation Portfolio R Inc | 4 | 3 | 0.8462 |
| CS Multi Manager Emerging Markets Portfolio R Acc | 4 | 3 | 0.8462 |
| CS Multi Manager Emerging Markets Portfolio R Inc | 4 | 3 | 0.8462 |
| CS Multi Manager Equity Managed R Fund Acc | 4 | 3 | 0.8462 |
| CS Multi Manager Equity Managed R Fund Inc | 4 | 3 | 0.8462 |
| CS Multi Manager Ethical Port R Fund Acc | 4 | 3 | 0.8462 |
| CS Multi Manager Ethical Port R Fund Inc | 4 | 3 | 0.8462 |
| CS Multi Manager Intl Growth Port R Fund Acc | 4 | 3 | 0.8462 |
| CS Multi Manager Intl Growth Port R Fund Inc | 4 | 3 | 0.8462 |
| CS Multi Manager Multi Asset Dist.R Fund Acc | 4 | 3.8462 | 0 |
| CS Multi Manager Multi Asset Dist.R Fund Inc | 4 | 3.8462 | 0 |
| CS Multi Manager Multi Asset Growth R Fund Acc | 4 | 3.8462 | 0 |
| CS Multi Manager Sterling Bond Portfolio R Acc | 4 | 3 | 0.8462 |
| CS Multi Manager Sterling Bond Portfolio R Inc | 4 | 3 | 0.8462 |
| CS Multi Manager UK Growth Portfolio R Acc | 4 | 3 | 0.8462 |
| CS Multi Manager UK Growth Portfolio R Inc | 4 | 3 | 0.8462 |
| CS Multi Manager UK Income Portfolio R Acc | 4 | 3 | 0.8462 |



ISA (Cash Transfers) February 2009

| Fund Name | Standard Initial Charge % | Investor Centre Discount % | Final Initial Charge to Client % |
|--|---------------------------|----------------------------|----------------------------------|
| CS Multi Manager UK Income Portfolio R Inc | 4 | 3 | 0.8462 |
| CF Arch cru Balanced A Fund Acc | 5.25 | 4.9881 | 0 |
| CF Arch cru Global Growth A Fund Acc | 5.25 | 4.9881 | 0 |
| CF Arch cru Income A Fund Acc | 5.25 | 4.9881 | 0 |
| CF Arch cru Income A Fund Inc | 5.25 | 4.9881 | 0 |
| CF Eclectica Agriculture A Fund Acc | 5 | 4.5 | 0.5 |
| CF Eclectica Continental European A Fund Acc | 5 | 4.5 | 0.5 |
| CF Eclectica European A Fund Acc | 5 | 4.5 | 0.5 |
| CF Eclectica Global Opportunities A Fund Acc | 5 | 4.5 | 0.5 |
| CF Eclectica UK Relative Momentum A Fund Acc | 5 | 4.5 | 0.5 |
| F&C Blue Fund Acc | 3.5 | 3.5 | 0 |
| F&C Corporate Bond 1 Fund Inc | 5 | 3 | 2 |
| F&C Emerging Markets 1 Fund Acc | 5 | 3 | 2 |
| F&C Ethical Bond 1 Fund Inc | 5 | 4 | 1 |
| F&C European Dynamic 1 Fund Acc | 5 | 4 | 1 |
| F&C European Growth & Income 1 Fund Acc | 5 | 4 | 1 |
| F&C Extra Income Bond 1 Fund Inc | 5 | 4 | 1 |
| F&C FTSE 100 Tracker 1 Fund Acc | 5 | 5 | 0 |
| F&C Global Growth 1 Fund Acc | 5 | 4 | 1 |
| F&C High Income Fund Inc | 5 | 4 | 0.7619 |
| F&C Japan Growth Fund Acc | 5 | 4 | 1 |
| F&C Latin American Equity 1 Fund Acc | 5 | 4 | 1 |
| F&C Lifestyle Balanced 1 Fund Acc | 5 | 4 | 1 |
| F&C Lifestyle Cautious 1 Fund Acc | 5 | 4 | 1 |
| F&C Lifestyle Defensive 1 Fund Acc | 5 | 4 | 1 |
| F&C Lifestyle Defensive 1 Fund Inc | 5 | 3 | 2 |
| F&C Lifestyle Growth 1 Fund Acc | 5 | 4 | 1 |
| F&C Managed Balanced Fund Acc | 5 | 4 | 1 |
| F&C Managed Distribution 1 Fund Acc | 5 | 4 | 1 |
| F&C Managed Distribution 1 Fund Inc | 5 | 4 | 1 |
| F&C Managed Growth Fund Acc | 5 | 4 | 1 |
| F&C Maximum Income Bond 1 Fund Inc | 5 | 4 | 1 |
| F&C Multi Manager Balanced 1 Fund Acc | 5 | 4 | 1 |
| F&C Multi Manager Balanced 1 Fund Inc | 5 | 4 | 1 |
| F&C Multi Manager Cautious 1 Fund Acc | 5 | 4 | 1 |
| F&C Multi Manager Cautious 1 Fund Inc | 5 | 4 | 1 |
| F&C Multi Manager Distribution 1 Fund Acc | 5 | 4 | 1 |
| F&C Multi Manager Distribution 1 Fund Inc | 5 | 4 | 1 |
| F&C Multi Manager Growth 1 Fund Acc | 5 | 4 | 1 |
| F&C North American 1 Fund Acc | 5 | 4 | 1 |



ISA (Cash Transfers) February 2009

| Fund Name | Standard Initial Charge % | Investor Centre Discount % | Final Initial Charge to Client % |
|---|----------------------------------|-----------------------------------|---|
| F&C Pacific Growth 1 Fund Acc | 5 | 4 | 1 |
| F&C Progressive Growth 1 Fund Acc | 5 | 4 | 1 |
| F&C Special Situations 1 Fund Acc | 5 | 4 | 1 |
| F&C Sterling Enhanced Cash 1 Fund Inc | 0 | 0 | 0 |
| F&C Stewardship Growth 1 Fund Acc | 5 | 4 | 1 |
| F&C Stewardship Growth 1 Fund Inc | 5 | 4 | 1 |
| F&C Stewardship Income 1 Fund Acc | 5 | 4 | 1 |
| F&C Stewardship Income 1 Fund Inc | 5 | 4 | 1 |
| F&C Stewardship International 1 Fund Acc | 5 | 4 | 1 |
| F&C Stewardship International 1 Fund Inc | 5 | 4 | 1 |
| F&C Strategic Bond Fund Acc | 5 | 4 | 1 |
| F&C Strategic Bond Fund Inc | 5 | 4 | 1 |
| F&C UK Dynamic 1 Fund Acc | 5 | 4 | 1 |
| F&C UK Equity 1 Fund Acc | 5 | 4 | 1 |
| F&C UK Equity Income Fund Inc | 5 | 4 | 1 |
| F&C UK Growth & Income 1 Fund Acc | 5 | 4 | 1 |
| F&C UK Growth & Income 1 Fund Inc | 5 | 4 | 1 |
| F&C UK Mid-Cap 1 Fund Acc | 5 | 4 | 1 |
| F&C UK Opportunities 1 Fund Acc | 5 | 4 | 1 |
| F&C UK Smaller Companies 1 Fund Acc | 5 | 4 | 1 |
| F&C US Smaller Companies 1 Fund Inc | 5 | 4 | 1 |
| Fidelity American A Fund Inc | 3.5 | 3 | 0.5 |
| Fidelity American Special Situations A Fund Acc | 3.5 | 3 | 0.5 |
| Fidelity Asian Aggressive Fund Acc | 3.5 | 3 | 0.5 |
| Fidelity Emg Eur Mid East & Africa A Fund Acc | 3.5 | 3 | 0.5 |
| Fidelity Enhanced Income A Fund Acc | 3.5 | 3.5 | 0 |
| Fidelity Enhanced Income A Fund Inc | 3.5 | 3.5 | 0 |
| Fidelity European A Fund Acc | 3.5 | 3 | 0.5 |
| Fidelity European Opportunities A Fund Acc | 3.5 | 3 | 0.5 |
| Fidelity Extra Income A Fund Acc | 3.5 | 3.5 | 0 |
| Fidelity Extra Income A Fund Inc | 3.5 | 3.5 | 0 |
| Fidelity Global Focus A Fund Acc | 3.5 | 3 | 0.5 |
| Fidelity Global Property A Fund Acc | 3.5 | 3 | 0.5 |
| Fidelity Global Special Situations A Fund Acc | 3.5 | 3 | 0.5 |
| Fidelity Growth & Income A Fund Inc | 3.5 | 3 | 0.5 |
| Fidelity Income Plus A Fund Inc | 3.5 | 3 | 0.5 |
| Fidelity International A Fund Acc | 3.5 | 3 | 0.5 |
| Fidelity Japan A Fund Acc | 3.5 | 3 | 0.5 |
| Fidelity Japan Smaller Companies A Fund Acc | 3.5 | 3 | 0.5 |
| Fidelity MM Distribution A Fund Inc | 3.5 | 3 | 0.5 |



ISA (Cash Transfers) February 2009

| Fund Name | Standard Initial Charge % | Investor Centre Discount % | Final Initial Charge to Client % |
|--|----------------------------------|-----------------------------------|---|
| Fidelity MM Equity Income Port A Fund Inc | 3.5 | 3 | 0.3816 |
| Fidelity MM Growth Portfolio A Fund Acc | 3.5 | 3 | 0.5 |
| Fidelity MM Income Portfolio A Fund Inc | 3.5 | 3 | 0.5 |
| Fidelity MM Special Situations Port A Fund Acc | 3.5 | 3 | 0.3816 |
| Fidelity Moneybuilder Balanced A Fund Inc | 0 | 0 | 0 |
| Fidelity Moneybuilder Global A Fund Acc | 0 | 0 | 0 |
| Fidelity Moneybuilder Growth A Fund Inc | 0 | 0 | 0 |
| Fidelity Moneybuilder Income A Fund Inc | 0 | 0 | 0 |
| Fidelity Moneybuilder UK Index A Fund Acc | 0 | 0 | 0 |
| Fidelity Multi Asset Strategic A Fund Acc | 3.5 | 3.5 | 0 |
| Fidelity Portfolio A Fund Acc | 3.5 | 3 | 0.3816 |
| Fidelity South East Asia A Fund Acc | 3.5 | 3 | 0.5 |
| Fidelity Special Situations A Fund Acc | 3.5 | 3 | 0.5 |
| Fidelity Sterling Bond Fund Inc | 3.5 | 3 | 0.5 |
| Fidelity UK Aggressive A Fund Acc | 3.5 | 3 | 0.5 |
| Fidelity UK Growth A Fund Acc | 3.5 | 3 | 0.5 |
| Fidelity Wealthbuilder Fund Acc | 3.5 | 3 | 0.5 |
| Fidelity WealthBuilder Target 2010 A Fund Acc | 3.5 | 3 | 0.5 |
| Fidelity WealthBuilder Target 2015 A Fund Acc | 3.5 | 3 | 0.5 |
| Fidelity WealthBuilder Target 2020 A Fund Acc | 3.5 | 3 | 0.5 |
| Fidelity Funds Asian Special Sits A Fund GBP Inc | 3.5 | 3 | 0.5 |
| Fidelity Funds China Focus A Fund GBP Inc | 3.5 | 3 | 0.5 |
| Fidelity Funds Emerging Markets A Fund GBP Inc | 3.5 | 3 | 0.5 |
| Fidelity Funds Emg Eur MEast&Africa A Fund GBP Inc | 3.5 | 3.5 | 0 |
| Fidelity Funds Glb Financial Serv A Fund GBP Inc | 3.5 | 3 | 0.5 |
| Fidelity Funds Global Consumer Ind. A Fund GBP Inc | 3.5 | 3.5 | 0 |
| Fidelity Funds Global Health Care A Fund GBP Inc | 3.5 | 3.5 | 0 |
| Fidelity Funds Global Property A Fund GBP Inc | 3.5 | 3 | 0.5 |
| Fidelity Funds Global Tech. A Fund GBP Inc | 3.5 | 3.5 | 0 |
| Fidelity Funds Global Telecoms A Fund GBP Inc | 3.5 | 3 | 0.5 |
| Fidelity Funds India Focus A Fund GBP Inc | 3.5 | 3 | 0.5 |
| Fidelity Funds Latin America A Fund GBP Inc | 3.5 | 3 | 0.5 |
| Fidelity Funds MoneyBuilder Eu Indx A Fund GBP Inc | 0 | 0 | 0 |
| Fidelity Funds South East Asia A Fund GBP Inc | 3.5 | 3 | 0.5 |
| Fidelity Funds Sterling Bond A Fund GBP Inc | 3.5 | 0 | 3 |
| Fidelity Funds United Kingdom A Fund GBP Inc | 5.25 | 3 | 2.25 |
| First State Asia Pacific A Fund Acc | 4 | 0 | 3.8462 |
| First State Asia Pacific Leaders A Fund Acc | 4 | 3.8462 | 0 |
| First State Asia Pacific Sustainability A Fund Acc | 4 | 3.8462 | 0 |
| First State Asian Property Securities A Fund Acc | 4 | 3.8462 | 0 |



ISA (Cash Transfers) February 2009

| Fund Name | Standard Initial Charge % | Investor Centre Discount % | Final Initial Charge to Client % |
|--|----------------------------------|-----------------------------------|---|
| First State Asian Property Securities A Fund Inc | 4 | 3.8462 | 0 |
| First State Gbl Emerging Mkts Leaders A Fund Acc | 4 | 3.8462 | 0 |
| First State Gbl Listed Infrastructure A Fund Acc | 4 | 3.8462 | 0 |
| First State Gbl Listed Infrastructure A Fund Inc | 4 | 3.8462 | 0 |
| First State Global Emerging Markets A Fund Acc | 4 | 0 | 3.8462 |
| First State Global Growth A Fund Acc | 4 | 3.8462 | 0 |
| First State Global Opportunities A Fund Acc | 4 | 3.8462 | 0 |
| First State Global Property Securities A Fund Acc | 4 | 3.8462 | 0 |
| First State Global Property Securities A Fund Inc | 4 | 3.8462 | 0 |
| First State Global Resources A Fund Acc | 4 | 3.8462 | 0 |
| First State Greater China Growth A Fund Acc | 4 | 3.8462 | 0 |
| First State Indian Subcontinent A Fund Acc | 4 | 3.8462 | 0 |
| Franklin India A Fund GBP Inc | 5 | 4 | 1 |
| Franklin MENA A Fund GBP Inc | 5 | 4 | 1 |
| Templeton Asian Growth A Fund GBP Inc | 5 | 4 | 1 |
| Templeton BRIC A Fund GBP Inc | 5 | 4 | 1 |
| Templeton China A Fund GBP Inc | 5 | 4 | 1 |
| Templeton Eastern Europe A Fund GBP Inc | 5 | 4 | 1 |
| Templeton Emerging Mkts Smaller Cos A Fund GBP Inc | 5 | 4 | 1 |
| Templeton Global Bond A Fund GBP Inc | 3 | 2 | 1 |
| Templeton Global Bond H1 A Fund GBP Inc | 3 | 2 | 1 |
| Templeton Latin America A Fund GBP Inc | 5 | 4 | 1 |
| Franklin Biotechnology A Fund Acc | 5 | 4 | 1 |
| Franklin Global REITs A Fund Acc | 5 | 4 | 1 |
| Franklin Global REITs A Fund Inc | 5 | 4 | 1 |
| Franklin Mutual Shares A Fund Acc | 5 | 4 | 1 |
| Franklin Mutual Shares A Fund Inc | 5 | 4 | 1 |
| Franklin US Equity A Fund Acc | 5 | 4 | 1 |
| Templeton Europe A Fund Acc | 5 | 4 | 1 |
| Templeton Europe A Fund Inc | 5 | 4 | 1 |
| Templeton Global Emerging Markets A Fund Acc | 5 | 4 | 1 |
| Templeton Global Total Return Bond A Fund Acc | 3 | 2 | 1 |
| Templeton Global Total Return Bond A Fund Inc | 3 | 2 | 1 |
| Templeton Growth A Fund Acc | 5 | 4 | 1 |
| Templeton Growth A Fund Inc | 5 | 4 | 1 |
| Templeton Strategic Bond A Fund Acc | 3 | 2 | 1 |
| Templeton Strategic Bond A Fund Inc | 3 | 2 | 1 |
| Templeton U.K. Equity A Fund Acc | 5 | 4 | 1 |
| Templeton U.K. Equity A Fund Inc | 5 | 4 | 1 |
| Gartmore Cautious Managed Ret Fund Acc | 5 | 5 | 0 |



ISA (Cash Transfers) February 2009

| Fund Name | Standard Initial Charge % | Investor Centre Discount % | Final Initial Charge to Client % |
|--|----------------------------------|-----------------------------------|---|
| Gartmore Cautious Managed Ret Fund Inc | 5 | 5 | 0 |
| Gartmore China Opportunities Ret Fund Acc | 5 | 5 | 0 |
| Gartmore Corporate Bond Ret Fund Acc | 3.5 | 3.5 | 0 |
| Gartmore Corporate Bond Ret Fund Inc | 3.5 | 3.5 | 0 |
| Gartmore Emerging Markets Opps Ret Fund Acc | 5 | 5 | 0 |
| Gartmore European Absolute Return R Fund Acc | 5 | 3 | 2 |
| Gartmore European Focus Ret Fund Acc | 5 | 5 | 0 |
| Gartmore European Selected Opps Ret Fund Acc | 5 | 5 | 0 |
| Gartmore Global Focus Ret Fund Acc | 5 | 5 | 0 |
| Gartmore High Yield Corporate Bond Ret Fund Acc | 3.5 | 3.5 | 0 |
| Gartmore High Yield Corporate Bond Ret Fund Inc | 3.5 | 3.5 | 0 |
| Gartmore Japan Opportunities Ret Fund Acc | 5 | 5 | 0 |
| Gartmore MultiManager Absolute Return Fund Acc | 5 | 5 | 0 |
| Gartmore MultiManager Active Fund Acc | 5 | 5 | 0 |
| Gartmore MultiManager Balanced Fund Acc | 5 | 5 | 0 |
| Gartmore MultiManager Balanced Fund Inc | 5 | 5 | 0 |
| Gartmore MultiManager Cautious Fund Acc | 5 | 5 | 0 |
| Gartmore MultiManager Cautious Fund Inc | 5 | 5 | 0 |
| Gartmore Pacific Opportunities Ret Fund Acc | 5 | 5 | 0 |
| Gartmore Safeguard Ret Fund Acc | 5 | 5 | 0 |
| Gartmore UK & Irish Smaller Cos Ret Fund Acc | 5 | 5 | 0 |
| Gartmore UK Equity Income Ret Fund Acc | 5 | 5 | 0 |
| Gartmore UK Equity Income Ret Fund Inc | 5 | 5 | 0 |
| Gartmore UK Focus Ret Fund Acc | 5 | 5 | 0 |
| Gartmore UK Growth Ret Fund Acc | 5 | 5 | 0 |
| Gartmore UK Index Ret Fund Acc | 0 | 0 | 0 |
| Gartmore UK Index Ret Fund Inc | 0 | 0 | 0 |
| Gartmore UK Tracker Fund Acc | 0 | 0 | 0 |
| Gartmore US Growth Ret Fund Acc | 5 | 5 | 0 |
| Gartmore US Opportunities Ret Fund Acc | 5 | 5 | 0 |
| Gartmore US Smaller Companies Ret Fund Acc | 5 | 5 | 0 |
| Guinness Alternative Energy C Fund GBP Inc | 5 | 3 | 2 |
| Guinness Global Energy C Fund GBP Inc | 5 | 3 | 2 |
| Henderson Asia Pacific Capital Growth A Fund Acc | 5 | 3 | 1.7619 |
| Henderson Emerging Markets A Fund Acc | 5 | 3 | 1.7619 |
| Henderson European Opportunities A Fund Acc | 5 | 3 | 1.7619 |
| Henderson European Smaller Companies A Fund Acc | 5 | 3 | 1.7619 |
| Henderson Global Care Growth A Fund Inc | 4.5 | 3 | 1.3062 |
| Henderson Global Care Managed A Fund Acc | 4.5 | 3 | 1.3062 |
| Henderson Global Care UK Income A Fund Inc | 4.5 | 3 | 1.3062 |



ISA (Cash Transfers) February 2009

| Fund Name | Standard Initial Charge % | Investor Centre Discount % | Final Initial Charge to Client % |
|--|----------------------------------|-----------------------------------|---|
| Henderson Global Technology A Fund Acc | 5 | 3 | 1.7619 |
| Henderson Index Linked Bond A Fund Inc | 4 | 3 | 0.8462 |
| Henderson Industries of the Future A Fund Inc | 5 | 3 | 1.7619 |
| Henderson International A Fund Acc | 5 | 3 | 1.7619 |
| Henderson Japan Capital Growth A Fund Acc | 5 | 3 | 1.7619 |
| Henderson Long Dated Credit A Fund Inc | 4 | 3 | 0.8462 |
| Henderson MM Distribution A Fund Inc | 5.25 | 4.9881 | 0 |
| Henderson MM Growth A Fund Inc | 5.25 | 4.9881 | 0 |
| Henderson MM Income & Growth A Fund Inc | 5.25 | 4.9881 | 0 |
| Henderson Nth American Enhanced Equity A Fund Acc | 5 | 3 | 1.7619 |
| Henderson Preference & Bond A Fund Inc | 4 | 3 | 0.8462 |
| Henderson Strategic Bond A Fund Inc | 4 | 3 | 0.8462 |
| Henderson UK Equity A Fund Inc | 5 | 3 | 1.7619 |
| Henderson UK Equity Income A Fund Inc | 5 | 3 | 1.7619 |
| Henderson UK Extra Income A Fund Inc | 5 | 3 | 1.7619 |
| Henderson UK Gilt A Fund Inc | 4 | 3 | 0.8462 |
| Henderson UK Growth & Income A Fund Inc | 5 | 3 | 1.7619 |
| Henderson UK Opportunities A Fund Acc | 5 | 3 | 1.7619 |
| Henderson UK Smaller Companies A Fund Acc | 5 | 3 | 1.7619 |
| HHF Asia Pacific Property Equities A1 Fund GBP Inc | 5 | 3 | 1.7619 |
| HHF Asia Pacific Property Equities A2 Fund GBP Acc | 5 | 3 | 1.7619 |
| HHF Global Property Equities A1 Fund GBP Inc | 5 | 3 | 1.7619 |
| HHF Global Property Equities A2 Fund GBP Acc | 5 | 3 | 1.7619 |
| HSBC American Growth Retail Fund Acc | 4 | 4 | 0 |
| HSBC American Growth Retail Fund Inc | 4 | 3 | 1 |
| HSBC American Index Retail Fund Acc | 0 | 0 | 0 |
| HSBC American Index Retail Fund Inc | 0 | 0 | 0 |
| HSBC Asian Growth Retail Fund Acc | 4 | 4 | 0 |
| HSBC Balanced Retail Fund Acc | 4 | 4 | 0 |
| HSBC Balanced Retail Fund Inc | 4 | 4 | 0 |
| HSBC Corporate Bond Retail Fund Acc | 4 | 4 | 0 |
| HSBC Corporate Bond Retail Fund Inc | 4 | 4 | 0 |
| HSBC European Growth Retail Fund Acc | 4 | 4 | 0 |
| HSBC European Growth Retail Fund Inc | 4 | 4 | 0 |
| HSBC European Index Retail Fund Acc | 0 | 0 | 0 |
| HSBC FTSE 100 Index Retail Fund Acc | 0 | 0 | 0 |
| HSBC FTSE 100 Index Retail Fund Inc | 0 | 0 | 0 |
| HSBC FTSE 250 Index Retail Fund Acc | 0 | 0 | 0 |
| HSBC FTSE 250 Index Retail Fund Inc | 0 | 0 | 0 |
| HSBC FTSE All-Share Index Retail Fund Acc | 0 | 0 | 0 |



ISA (Cash Transfers) February 2009

| Fund Name | Standard Initial Charge % | Investor Centre Discount % | Final Initial Charge to Client % |
|--|----------------------------------|-----------------------------------|---|
| HSBC FTSE All-Share Index Retail Fund Inc | 0 | 0 | 0 |
| HSBC Gilt & Fixed Interest Fund Acc | 4 | 3 | 1 |
| HSBC Gilt & Fixed Interest Fund Inc | 4 | 3 | 1 |
| HSBC Greater China Retail Fund Acc | 4 | 4 | 0 |
| HSBC Income Retail Fund Acc | 4 | 4 | 0 |
| HSBC Income Retail Fund Inc | 4 | 4 | 0 |
| HSBC Japan Index Retail Fund Acc | 0 | 0 | 0 |
| HSBC Monthly Income Retail Fund Acc | 4 | 4 | 0 |
| HSBC Monthly Income Retail Fund Inc | 4 | 4 | 0 |
| HSBC Open Global Distribution Fund Acc | 4 | 4 | 0 |
| HSBC Open Global Distribution Fund Inc | 4 | 4 | 0 |
| HSBC Open Global Property Retail Fund Acc | 4 | 4 | 0 |
| HSBC Open Global Property Retail Fund Inc | 4 | 4 | 0 |
| HSBC Open Global Return Fund Acc | 4 | 4 | 0 |
| HSBC Open Global Return Fund Inc | 4 | 4 | 0 |
| HSBC Pacific Index Retail Fund Acc | 0 | 0 | 0 |
| HSBC UK Freestyle Retail Fund Acc | 4 | 4 | 0 |
| HSBC UK Freestyle Retail Fund Inc | 4 | 4 | 0 |
| HSBC UK Growth & Income A Fund Acc | 4 | 4 | 0 |
| HSBC UK Growth & Income A Fund Inc | 4 | 4 | 0 |
| HSBC UK Smaller Companies Retail Fund Acc | 4 | 4 | 0 |
| HSBC GIF Brazil Equity AC Fund GBP Inc | 5.54 | 3 | 2.54 |
| HSBC GIF Brazil Equity AD Fund GBP Acc | 5.54 | 3 | 2.54 |
| HSBC GIF BRIC Freestyle M2C Fund GBP Inc | 5.54 | 3 | 2.54 |
| HSBC GIF BRIC Freestyle M2D Fund GBP Acc | 5.54 | 3 | 2.54 |
| HSBC GIF BRIC Markets Equity AC Fund GBP Inc | 5.54 | 3 | 2.54 |
| HSBC GIF BRIC Markets Equity AD Fund GBP Acc | 5.54 | 3 | 2.54 |
| HSBC GIF Chinese Equity AC Fund GBP Inc | 5.54 | 3 | 2.54 |
| HSBC GIF Chinese Equity AD Fund GBP Acc | 5.54 | 3 | 2.54 |
| HSBC GIF Climate Change AC Fund GBP Inc | 5.54 | 3 | 2.54 |
| HSBC GIF Climate Change AD Fund GBP Acc | 5.54 | 3 | 2.54 |
| HSBC GIF GEM Equity AC Fund GBP Inc | 5.54 | 3 | 2.54 |
| HSBC GIF GEM Equity AD Fund GBP Acc | 5.54 | 3 | 2.54 |
| HSBC GIF Glo Emerg Mrkt Local Debt AC Fund GBP Inc | 5.54 | 3 | 2.54 |
| HSBC GIF Glo Emerg Mrkt Local Debt AD Fund GBP Acc | 5.54 | 3 | 2.54 |
| HSBC GIF Glo Emerging Markets Bond AC Fund GBP Inc | 5.54 | 3 | 2.54 |
| HSBC GIF Glo Emerging Markets Bond AD Fund GBP Acc | 5.54 | 3 | 2.54 |
| HSBC GIF Indian Equity AC Fund GBP Inc | 5.54 | 3 | 2.54 |
| HSBC GIF Indian Equity AD Fund GBP Acc | 5.54 | 3 | 2.54 |
| HSBC GIF Latin America Freestyle M1C Fund GBP Inc | 5.54 | 3 | 2.54 |



ISA (Cash Transfers) February 2009

| Fund Name | Standard Initial Charge % | Investor Centre Discount % | Final Initial Charge to Client % |
|---|----------------------------------|-----------------------------------|---|
| HSBC GIF Latin America Freestyle M1D Fund GBP Acc | 5.54 | 3 | 2.54 |
| HSBC GIF New World Income M1C Fund GBP Acc | 5.54 | 3 | 2.54 |
| HSBC GIF New World Income M1D Fund GBP Inc | 5.54 | 3 | 2.54 |
| Ignis American Growth A Fund Acc | 5.25 | 4.9881 | 0 |
| Ignis American Growth A Fund Inc | 5.25 | 4.9881 | 0 |
| Ignis Argonaut European Alpha A Fund Acc | 5.25 | 5.25 | 0 |
| Ignis Argonaut European Income A Fund Acc | 5.25 | 5.25 | 0 |
| Ignis Argonaut European Income A Fund Inc | 5.25 | 5.25 | 0 |
| Ignis Balanced Growth A Fund Acc | 5.25 | 4.9881 | 0 |
| Ignis Balanced Growth A Fund Inc | 5.25 | 4.9881 | 0 |
| Ignis Cartesian UK Opps A Fund Acc | 5.25 | 5.25 | 0 |
| Ignis Corporate Bond A Fund Acc | 4.25 | 4.0767 | 0 |
| Ignis Corporate Bond A Fund Inc | 4.25 | 4.0767 | 0 |
| Ignis European Growth A Fund Acc | 5.25 | 4.9881 | 0 |
| Ignis European Growth A Fund Inc | 5.25 | 4.9881 | 0 |
| Ignis Global Growth A Fund Acc | 5.25 | 4.9881 | 0 |
| Ignis Global Growth A Fund Inc | 5.25 | 4.9881 | 0 |
| Ignis High Income Bond A Fund Acc | 4.25 | 4.0767 | 0 |
| Ignis High Income Bond A Fund Inc | 4.25 | 4.0767 | 0 |
| Ignis Higher Yield A Fund Acc | 5.25 | 4.9881 | 0 |
| Ignis Higher Yield A Fund Inc | 5.25 | 4.9881 | 0 |
| Ignis Japan A Fund Acc | 5.25 | 4.9881 | 0 |
| Ignis Japan A Fund Inc | 5.25 | 4.9881 | 0 |
| Ignis Maia MM Balanced A Fund Acc | 5.25 | 4.9881 | 0 |
| Ignis Maia MM Balanced A Fund Inc | 5.25 | 4.9881 | 0 |
| Ignis Maia MM Cautious A Fund Acc | 5.25 | 4.9881 | 0 |
| Ignis Maia MM Cautious A Fund Inc | 5.25 | 4.9881 | 0 |
| Ignis Maia MM Growth A Fund Acc | 5.25 | 4.9881 | 0 |
| Ignis Maia MM Growth A Fund Inc | 5.25 | 4.9881 | 0 |
| Ignis Managed Portfolio A Fund Acc | 5.25 | 4.9881 | 0 |
| Ignis Managed Portfolio A Fund Inc | 5.25 | 4.9881 | 0 |
| Ignis Pacific Growth A Fund Acc | 5.25 | 4.9881 | 0 |
| Ignis Pacific Growth A Fund Inc | 5.25 | 4.9881 | 0 |
| Ignis Smaller Companies A Fund Acc | 5.25 | 4.9881 | 0 |
| Ignis Smaller Companies A Fund Inc | 5.25 | 4.9881 | 0 |
| Ignis UK Focus A Fund Acc | 5.25 | 4.9881 | 0 |
| Ignis UK Property A Fund Acc | 5.25 | 4.9881 | 0 |
| Ignis UK Property A Fund Inc | 5.25 | 4.9881 | 0 |
| Ignis Intl Cartesian UK Equ 130/30 A Fund GBP Acc | 5 | 3 | 2 |
| Ignis Intl Cartesian UK Equ 130/30 A Fund GBP Inc | 5 | 3 | 2 |



ISA (Cash Transfers) February 2009

| Fund Name | Standard Initial Charge % | Investor Centre Discount % | Final Initial Charge to Client % |
|--|----------------------------------|-----------------------------------|---|
| Ignis Intl HEXAM Emg Eur A Fund GBP Acc | 5 | 3 | 2 |
| Ignis Intl HEXAM Emg Eur A Fund GBP Inc | 5 | 3 | 2 |
| Ignis Intl HEXAM Global Emg Mrkts A Fund GBP Acc | 5 | 3 | 2 |
| Ignis Intl HEXAM Global Emg Mrkts A Fund GBP Inc | 5 | 3 | 2 |
| CF iimia Accelerated A Fund Acc | 5 | 5 | 0 |
| CF iimia Growth & Income Fund Acc | 5 | 4 | 1 |
| CF iimia Growth & Income Fund Inc | 5 | 4 | 1 |
| CF iimia Growth Fund Inc | 5 | 4 | 1 |
| CF iimia Income Fund Inc | 5 | 4 | 1 |
| IFSL Impax Environmental Leaders A Fund Acc | 5 | 5 | 0 |
| IFSL Impax Environmental Leaders A Fund Inc | 5 | 5 | 0 |
| Ins Absolute Ins UK Eq Mrk Neutral AP Fund GBP Acc | 4 | 3.8462 | 0 |
| Insight Absolute Insight A Fund Acc | 4 | 3.8462 | 0 |
| Insight Diversified Dynamic Return A Fund Acc | 4 | 3.8462 | 0 |
| Insight Diversified High Income A Fund Acc | 4 | 3.8462 | 0 |
| Insight Diversified High Income A Fund Inc | 4 | 3.8462 | 0 |
| Insight Diversified Target Return A Fund Acc | 4 | 3.8462 | 0 |
| Insight Equity High Income A Fund Acc | 4 | 3.8462 | 0 |
| Insight Equity High Income A Fund Inc | 4 | 3.8462 | 0 |
| Insight European Alpha A Fund Acc | 4 | 3.8462 | 0 |
| Insight European Small Cap A Fund Acc | 4 | 3.8462 | 0 |
| Insight Evergreen A Fund Acc | 4 | 3.8462 | 0 |
| Insight Global Alpha A Fund Acc | 4 | 3.8462 | 0 |
| Insight Monthly Income A Fund Acc | 4 | 3.8462 | 0 |
| Insight Monthly Income A Fund Inc | 4 | 3.8462 | 0 |
| Insight Monthly Income Bond A Fund Acc | 4 | 3.8462 | 0 |
| Insight Monthly Income Bond A Fund Inc | 4 | 3.8462 | 0 |
| Insight UK Alpha A Fund Acc | 4 | 3.8462 | 0 |
| Insight UK Alpha A Fund Inc | 4 | 3.8462 | 0 |
| Insight UK Corporate Bond A Fund Acc | 4 | 3.8462 | 0 |
| Insight UK Corporate Bond A Fund Inc | 4 | 3.8462 | 0 |
| Insight UK Discretionary A Fund Acc | 4 | 3.8462 | 0 |
| Insight UK Dynamic Managed A Fund Acc | 4 | 3.8462 | 0 |
| Insight UK Small Cap A Fund Acc | 4 | 3.8462 | 0 |
| Insight UK Small Cap A Fund Inc | 4 | 3.8462 | 0 |
| Insight Wealth Builder Balanced A Fund Acc | 4 | 3.8462 | 0 |
| Insight Wealth Builder Balanced A Fund Inc | 4 | 3.8462 | 0 |
| Invesco Perpetual Asian Fund Acc | 5 | 5 | 0 |
| Invesco Perpetual Asian Fund Inc | 5 | 5 | 0 |
| Invesco Perpetual Corporate Bond Fund Acc | 5 | 5 | 0 |



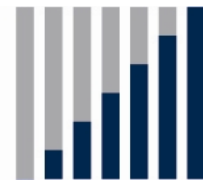
ISA (Cash Transfers) February 2009

| Fund Name | Standard Initial Charge % | Investor Centre Discount % | Final Initial Charge to Client % |
|---|----------------------------------|-----------------------------------|---|
| Invesco Perpetual Corporate Bond Fund Inc | 5 | 5 | 0 |
| Invesco Perpetual Distribution Fund Acc | 5 | 5 | 0 |
| Invesco Perpetual Distribution Fund Inc | 5 | 5 | 0 |
| Invesco Perpetual Emerging Countries Fund Acc | 5 | 5 | 0 |
| Invesco Perpetual Emerging Countries Fund Inc | 5 | 5 | 0 |
| Invesco Perpetual Emerging European Fund Acc | 5 | 5 | 0 |
| Invesco Perpetual Emerging European Fund Inc | 5 | 5 | 0 |
| Invesco Perpetual European Equity Fund Acc | 5 | 5 | 0 |
| Invesco Perpetual European Equity Fund Inc | 5 | 5 | 0 |
| Invesco Perpetual European Equity Income Fund Acc | 5 | 5 | 0 |
| Invesco Perpetual European Equity Income Fund Inc | 5 | 5 | 0 |
| Invesco Perpetual European High Income Fund Acc | 5 | 5 | 0 |
| Invesco Perpetual European High Income Fund Inc | 5 | 5 | 0 |
| Invesco Perpetual European High Yield Fund Acc | 5 | 5 | 0 |
| Invesco Perpetual European High Yield Fund Inc | 5 | 5 | 0 |
| Invesco Perpetual European Opportunities Fund Acc | 5 | 5 | 0 |
| Invesco Perpetual European Opportunities Fund Inc | 5 | 5 | 0 |
| Invesco Perpetual European Smaller Cos Fund Acc | 5 | 5 | 0 |
| Invesco Perpetual Global Bond Fund Acc | 5 | 5 | 0 |
| Invesco Perpetual Global Bond Fund Inc | 5 | 5 | 0 |
| Invesco Perpetual Global Dynamic Theme Fund Acc | 5 | 5 | 0 |
| Invesco Perpetual Global Equity Income Fund Acc | 5 | 5 | 0 |
| Invesco Perpetual Global Equity Income Fund Inc | 5 | 5 | 0 |
| Invesco Perpetual Global Smaller Cos Fund Acc | 5 | 5 | 0 |
| Invesco Perpetual Global Smaller Cos Fund Inc | 5 | 5 | 0 |
| Invesco Perpetual High Income Fund Acc | 5 | 5 | 0 |
| Invesco Perpetual High Income Fund Inc | 5 | 5 | 0 |
| Invesco Perpetual Hong Kong and China Fund Acc | 5 | 5 | 0 |
| Invesco Perpetual Income and Growth Fund Acc | 5 | 5 | 0 |
| Invesco Perpetual Income and Growth Fund Inc | 5 | 5 | 0 |
| Invesco Perpetual Income Fund Acc | 5 | 5 | 0 |
| Invesco Perpetual Income Fund Inc | 5 | 5 | 0 |
| Invesco Perpetual International Equity Fund Acc | 5 | 5 | 0 |
| Invesco Perpetual International Equity Fund Inc | 5 | 5 | 0 |
| Invesco Perpetual International Growth Fund Acc | 5 | 5 | 0 |
| Invesco Perpetual Japan Fund Acc | 5 | 5 | 0 |
| Invesco Perpetual Japanese Smaller Cos Fund Acc | 5 | 5 | 0 |
| Invesco Perpetual Latin American Fund Acc | 5 | 5 | 0 |
| Invesco Perpetual Latin American Fund Inc | 5 | 5 | 0 |
| Invesco Perpetual Monthly Income Plus Fund Acc | 5 | 5 | 0 |



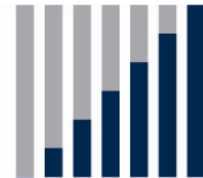
ISA (Cash Transfers) February 2009

| Fund Name | Standard Initial Charge % | Investor Centre Discount % | Final Initial Charge to Client % |
|---|----------------------------------|-----------------------------------|---|
| Invesco Perpetual Monthly Income Plus Fund Inc | 5 | 5 | 0 |
| Invesco Perpetual Pacific Fund Acc | 5 | 5 | 0 |
| Invesco Perpetual Pacific Fund Inc | 5 | 5 | 0 |
| Invesco Perpetual Strategic Income Fund Acc | 5 | 5 | 0 |
| Invesco Perpetual Strategic Income Fund Inc | 5 | 5 | 0 |
| Invesco Perpetual UK Aggressive Fund Acc | 5 | 5 | 0 |
| Invesco Perpetual UK Aggressive Fund Inc | 5 | 5 | 0 |
| Invesco Perpetual UK Growth Fund Acc | 5 | 5 | 0 |
| Invesco Perpetual UK Growth Fund Inc | 5 | 5 | 0 |
| Invesco Perpetual UK Smaller Cos Equity Fund Acc | 5 | 5 | 0 |
| Invesco Perpetual UK Smaller Cos Equity Fund Inc | 5 | 5 | 0 |
| Invesco Perpetual UK Smaller Cos Growth Fund Acc | 5 | 5 | 0 |
| Invesco Perpetual UK Smaller Cos Growth Fund Inc | 5 | 5 | 0 |
| Invesco Perpetual US Equ. Benchmark Plus Fund Acc | 5 | 5 | 0 |
| Invesco Perpetual US Equ. Benchmark Plus Fund Inc | 5 | 5 | 0 |
| Invesco Perpetual US Equity Fund Acc | 5 | 5 | 0 |
| Invesco Perpetual World Growth Portfolio Fund Acc | 5 | 5 | 0 |
| Invesco Perpetual World Growth Portfolio Fund Inc | 5 | 5 | 0 |
| Invesco Perpetual World Income Fund Acc | 5 | 5 | 0 |
| Invesco Perpetual World Income Fund Inc | 5 | 5 | 0 |
| Investec Africa & Middle East P Fund Acc | 4.5 | 3 | 1.5 |
| Investec American A Fund Acc | 4.5 | 4.5 | 0 |
| Investec American B Fund Acc | 4.5 | 3 | 1.5 |
| Investec Asia Ex Japan A Fund Acc | 4.5 | 4.5 | 0 |
| Investec Balanced Managed A Fund Inc | 4.5 | 3 | 1.5 |
| Investec Capital Accumulator A Fund Acc | 4.5 | 4.5 | 0 |
| Investec Cautious Managed A Fund Acc | 4.5 | 4.5 | 0 |
| Investec Cautious Managed A Fund Inc | 4.5 | 4.5 | 0 |
| Investec Emerging Markets Debt A Fund Acc | 4.5 | 3 | 1.5 |
| Investec Emerging Markets Debt A Fund Inc | 4.5 | 3 | 1.5 |
| Investec Enhanced Natural Resources P Fund Acc | 4.5 | 3 | 1.5 |
| Investec European A Fund Acc | 4.5 | 4.5 | 0 |
| Investec Global Bond A Fund Inc | 4.5 | 4.5 | 0 |
| Investec Global Dynamic A Fund Acc | 4.5 | 4.5 | 0 |
| Investec Global Energy A Fund Acc | 4.5 | 4.5 | 0 |
| Investec Global Equity A Fund Acc | 4.5 | 4.5 | 0 |
| Investec Global Ex UK Equity A Acc | 4.5 | 3 | 1.5 |
| Investec Global Extension A Fund Acc | 4.5 | 4.5 | 0 |
| Investec Global Free Enterprise A Fund Acc | 4.5 | 4.5 | 0 |
| Investec Global Gold A Fund Acc | 4.5 | 4.5 | 0 |



ISA (Cash Transfers) February 2009

| Fund Name | Standard Initial Charge % | Investor Centre Discount % | Final Initial Charge to Client % |
|--|----------------------------------|-----------------------------------|---|
| Investec Japan A Fund Acc | 4.5 | 3 | 1.5 |
| Investec Managed Distribution A Fund Acc | 4.5 | 4.5 | 0 |
| Investec Managed Distribution A Fund Inc | 4.5 | 4.5 | 0 |
| Investec Managed Growth A Fund Acc | 4.5 | 4.5 | 0 |
| Investec Monthly High Income A Fund Acc | 4.5 | 4.5 | 0 |
| Investec Monthly High Income A Fund Inc | 4.5 | 4.5 | 0 |
| Investec Pan European Equity A Fund Acc | 4.5 | 4.5 | 0 |
| Investec Sterling Bond A Fund Acc | 3.5 | 3.5 | 0 |
| Investec Sterling Bond A Fund Inc | 3.5 | 3.5 | 0 |
| Investec Target Return A Fund Acc | 4.5 | 3 | 1.5 |
| Investec UK Alpha A Fund Acc | 4.5 | 4.5 | 0 |
| Investec UK Blue Chip A Fund Acc | 4.5 | 4.5 | 0 |
| Investec UK Smaller Companies A Fund Acc | 4.5 | 4.5 | 0 |
| Investec UK Smaller Companies A Fund Inc | 4.5 | 4.5 | 0 |
| Investec UK Special Situations A Fund Acc | 4.5 | 4.5 | 0 |
| Investec UK Special Situations A Fund Inc | 4.5 | 4.5 | 0 |
| JOHCM Continental Select Values R Fund Acc | 5 | 5 | 0 |
| JOHCM UK Equity Income R Fund Acc | 5 | 5 | 0 |
| JOHCM UK Equity Income R Fund Inc | 5 | 5 | 0 |
| JOHCM UK Opportunities R Fund Acc | 5 | 5 | 0 |
| JOHCM UK Opportunities R Fund Inc | 5 | 3 | 2 |
| JOHCM Continental European R Fund GBP Inc | 5 | 5 | 0 |
| JOHCM European R Fund GBP Inc | 5 | 5 | 0 |
| JOHCM European Select Values R Fund GBP Inc | 5 | 5 | 0 |
| JOHCM Global Select R Fund GBP Inc | 5 | 5 | 0 |
| JOHCM Japan R Fund GBP Inc | 5 | 5 | 0 |
| JOHCM Japan Select R Fund GBP Inc | 5 | 5 | 0 |
| JOHCM UK Growth R Fund GBP Inc | 5 | 5 | 0 |
| JOHCM US Opportunities R Fund GBP Inc | 5 | 5 | 0 |
| CF J.M. Finn Global Opportunities R Fund Acc | 5 | 4.5 | 0.5 |
| CF J.M. Finn UK Portfolio R Fund Acc | 5 | 4.5 | 0.5 |
| CF J.M. Finn UK Portfolio R Fund Inc | 5 | 4.5 | 0.5 |
| JPM Asia A Fund Acc | 4.25 | 3.75 | 0.3267 |
| JPM Balanced Total Return A Fund Acc | 4.25 | 4 | 0.0767 |
| JPM Balanced Total Return A Fund Inc | 4.25 | 4 | 0.0767 |
| JPM Cautious Total Return A Fund Acc | 4.25 | 4 | 0.0767 |
| JPM Cautious Total Return A Fund Inc | 4.25 | 4 | 0.0767 |
| JPM Emerging Markets A Fund Acc | 4.25 | 3.75 | 0.3267 |
| JPM Emerging Markets Infrastructure A Fund Acc | 4.25 | 3.75 | 0.3267 |
| JPM Emerging Markets Infrastructure A Fund Inc | 4.25 | 3.75 | 0.3267 |



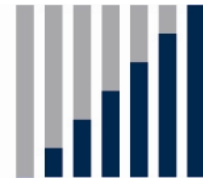
ISA (Cash Transfers) February 2009

| Fund Name | Standard Initial Charge % | Investor Centre Discount % | Final Initial Charge to Client % |
|---|----------------------------------|-----------------------------------|---|
| JPM Europe A Fund Acc | 4.25 | 3.75 | 0.3267 |
| JPM Europe Dynamic (ex-UK) A Fund Acc | 4.25 | 3.75 | 0.3267 |
| JPM Europe Dynamic (ex-UK) A Fund Inc | 4.25 | 3.75 | 0.3267 |
| JPM Europe Smaller Companies A Fund Acc | 4.25 | 3.75 | 0.3267 |
| JPM Global (Ex UK) Bond A Fund Acc | 3.5 | 3 | 0.3816 |
| JPM Global (Ex UK) Bond A Fund Inc | 3.5 | 3 | 0.3816 |
| JPM Global A Fund Acc | 4.25 | 3.75 | 0.3267 |
| JPM Global Consumer Trends A Fund Acc | 4.25 | 3.75 | 0.3267 |
| JPM Global Consumer Trends A Fund Inc | 4.25 | 3.75 | 0.3267 |
| JPM Global Equity Income A Fund Acc | 4.25 | 4 | 0.0767 |
| JPM Global Equity Income A Fund Inc | 4.25 | 4 | 0.0767 |
| JPM Global Financials A Fund Acc | 4.25 | 3.75 | 0.3267 |
| JPM Global High Yield Bond A Fund Acc | 3.5 | 3 | 0.3816 |
| JPM Global High Yield Bond A Fund Inc | 3.5 | 3 | 0.3816 |
| JPM Global Property Securities A Fund Acc | 4.25 | 3.75 | 0.3267 |
| JPM Global Property Securities A Fund Inc | 4.25 | 3.75 | 0.3267 |
| JPM Japan A Fund Acc | 4.25 | 3.75 | 0.3267 |
| JPM Multi-Manager Growth A Fund Acc | 4.25 | 3.75 | 0.3267 |
| JPM Multi-Manager Growth A Fund Inc | 4.25 | 3.75 | 0.3267 |
| JPM Natural Resources A Fund Acc | 4.25 | 3.75 | 0.3267 |
| JPM Natural Resources A Fund Inc | 4.25 | 3.75 | 0.3267 |
| JPM New Europe A Fund Acc | 4.25 | 3.75 | 0.3267 |
| JPM Portfolio A Fund Acc | 5.5 | 5 | 0.2133 |
| JPM Premier Equity Growth A Fund Acc | 4.25 | 3.75 | 0.3267 |
| JPM Premier Equity Income A Fund Acc | 4.25 | 3.75 | 0.3267 |
| JPM Premier Equity Income A Fund Inc | 4.25 | 3.75 | 0.3267 |
| JPM Sterling Corporate Bond A Fund Acc | 3.5 | 3 | 0.3816 |
| JPM Sterling Corporate Bond A Fund Inc | 3.5 | 3 | 0.3816 |
| JPM UK Active 350 A Fund Acc | 3.5 | 3 | 0.3816 |
| JPM UK Active 350 A Fund Inc | 3.5 | 3 | 0.3816 |
| JPM UK Dynamic A Fund Acc | 4.25 | 3.75 | 0.3267 |
| JPM UK Dynamic A Fund Inc | 4.25 | 3.75 | 0.3267 |
| JPM UK Equity & Bond Income A Fund Acc | 3.5 | 3 | 0.3816 |
| JPM UK Equity & Bond Income A Fund Inc | 3.5 | 3 | 0.3816 |
| JPM UK Focus A Fund Acc | 4.25 | 3.75 | 0.3267 |
| JPM UK Focus A Fund Inc | 4.25 | 3.75 | 0.3267 |
| JPM UK Managed Equity A Fund Acc | 4.25 | 3.75 | 0.3267 |
| JPM UK Managed Equity A Fund Inc | 4.25 | 3.75 | 0.3267 |
| JPM UK Smaller Companies A Fund Acc | 4.25 | 3.75 | 0.3267 |
| JPM UK Strategic Equity Income A Fund Acc | 4.25 | 3.75 | 0.3267 |



ISA (Cash Transfers) February 2009

| Fund Name | Standard Initial Charge % | Investor Centre Discount % | Final Initial Charge to Client % |
|--|----------------------------------|-----------------------------------|---|
| JPM UK Strategic Equity Income A Fund Inc | 4.25 | 3.75 | 0.3267 |
| JPM US A Fund Acc | 4.25 | 3.75 | 0.3267 |
| JPM US Equity Income A Fund Acc | 4.25 | 3.75 | 0.3267 |
| JPM US Equity Income A Fund Inc | 4.25 | 3.75 | 0.3267 |
| JPM US Select A Fund Acc | 4.25 | 3.75 | 0.3267 |
| JPM US Select A Fund Inc | 4.25 | 3.75 | 0.3267 |
| JPM US Smaller Companies A Fund Acc | 4.25 | 3.75 | 0.3267 |
| Jupiter Asian Fund Inc | 5.25 | 4.7506 | 0.2375 |
| Jupiter China Fund Acc | 5.25 | 4.7506 | 0.2375 |
| Jupiter China Fund Inc | 5.25 | 4.7506 | 0.2375 |
| Jupiter Corporate Bond Fund Inc | 4 | 3.6058 | 0.2404 |
| Jupiter Distribution Fund Acc | 4.5 | 4.067 | 0.2392 |
| Jupiter Distribution Fund Inc | 4.5 | 4.067 | 0.2392 |
| Jupiter Ecology Fund Inc | 5 | 4.7506 | 0.0113 |
| Jupiter Emerging European Opportunities Fund Acc | 5.5 | 4.9763 | 0.237 |
| Jupiter Environmental Income Fund Acc | 5.25 | 4.7506 | 0.2375 |
| Jupiter Environmental Income Fund Inc | 5.25 | 4.7506 | 0.2375 |
| Jupiter European Fund Inc | 5 | 4.7506 | 0.0113 |
| Jupiter European Income Fund Acc | 5.25 | 4.7506 | 0.2375 |
| Jupiter European Income Fund Inc | 5.25 | 4.7506 | 0.2375 |
| Jupiter European Special Situations Fund Acc | 5.25 | 4.7506 | 0.2375 |
| Jupiter Financial Opportunities Fund Inc | 5.25 | 4.7506 | 0.2375 |
| Jupiter Fund of Investment Trusts Inc | 5.25 | 4.7506 | 0.2375 |
| Jupiter Global Managed Fund Inc | 5.25 | 4.7506 | 0.2375 |
| Jupiter Global Technology Fund Acc | 5.25 | 4.7506 | 0.2375 |
| Jupiter Growth & Income Fund Inc | 5.25 | 4.7506 | 0.2375 |
| Jupiter High Income Fund Inc | 5.25 | 4.7506 | 0.2375 |
| Jupiter Income Trust Inc | 5 | 4.7506 | 0.0113 |
| Jupiter India Fund Acc | 5.25 | 4.7506 | 0.2375 |
| Jupiter Japan Income Fund Acc | 5.25 | 4.7506 | 0.2375 |
| Jupiter Japan Income Fund Inc | 5.25 | 4.7506 | 0.2375 |
| Jupiter Merlin Balanced Portfolio Fund Acc | 5.25 | 4.7506 | 0.2375 |
| Jupiter Merlin Balanced Portfolio Fund Inc | 5.25 | 4.7506 | 0.2375 |
| Jupiter Merlin Growth Portfolio Acc | 5.25 | 4.7506 | 0.2375 |
| Jupiter Merlin Growth Portfolio Inc | 5.25 | 4.7506 | 0.2375 |
| Jupiter Merlin Income Portfolio Acc | 5.25 | 4.7506 | 0.2375 |
| Jupiter Merlin Income Portfolio Inc | 5.25 | 4.7506 | 0.2375 |
| Jupiter Merlin Worldwide Portfolio Acc | 5.25 | 4.7506 | 0.2375 |
| Jupiter Merlin Worldwide Portfolio Inc | 5.25 | 4.7506 | 0.2375 |
| Jupiter Monthly Income Fund Acc | 5.25 | 4.7506 | 0.2375 |



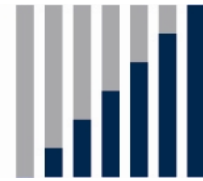
ISA (Cash Transfers) February 2009

| Fund Name | Standard Initial Charge % | Investor Centre Discount % | Final Initial Charge to Client % |
|---|----------------------------------|-----------------------------------|---|
| Jupiter Monthly Income Fund Inc | 5.25 | 4.7506 | 0.2375 |
| Jupiter North American Income Fund Acc | 5.25 | 4.7506 | 0.2375 |
| Jupiter North American Income Fund Inc | 5.25 | 4.7506 | 0.2375 |
| Jupiter Strategic Bond Fund Acc | 4 | 3.6058 | 0.2404 |
| Jupiter Strategic Bond Fund Inc | 4 | 3.6058 | 0.2404 |
| Jupiter UK Growth Fund Inc | 5 | 4.7506 | 0.0113 |
| Jupiter UK Smaller Companies Fund Acc | 5.25 | 4.7506 | 0.2375 |
| Jupiter UK Special Situations Fund Inc | 5.25 | 4.7506 | 0.2375 |
| Jupiter Undervalued Assets Fund Acc | 5.25 | 4.7506 | 0.2375 |
| Lazard Emerging Markets R Fund Acc | 3.75 | 3.3735 | 0.241 |
| Lazard Emerging Markets R Fund Inc | 3.75 | 3.3735 | 0.241 |
| Lazard European Alpha R Fund Inc | 3.75 | 3.3735 | 0.241 |
| Lazard European Smaller Companies R Fund Acc | 3.75 | 3.3735 | 0.241 |
| Lazard Global Equity Income R Fund Acc | 3.75 | 3.3735 | 0.241 |
| Lazard Global Equity Income R Fund Inc | 3.75 | 3.3735 | 0.241 |
| Lazard UK Alpha R Fund Acc | 3.75 | 3.3735 | 0.241 |
| Lazard UK Alpha R Fund Inc | 3.75 | 3.3735 | 0.241 |
| Lazard UK Income R Fund Acc | 3.75 | 3.3735 | 0.241 |
| Lazard UK Income R Fund Inc | 3.75 | 3.3735 | 0.241 |
| Lazard UK Omega R Fund Acc | 3.75 | 3.3735 | 0.241 |
| Lazard UK Omega R Fund Inc | 3.75 | 3.3735 | 0.241 |
| Lazard UK Smaller Companies R Fund Inc | 3.75 | 3.3735 | 0.241 |
| L&G (A&L) Capital Growth Fund Acc | 3 | 0 | 2.9126 |
| L&G (A&L) European Growth Fund Acc | 5 | 0 | 4.7619 |
| L&G (A&L) Extra Income Fund Acc | 4 | 0 | 3.8462 |
| L&G (A&L) Extra Income Fund Inc | 4 | 0 | 3.8462 |
| L&G (A&L) Income Fund Acc | 3 | 0 | 2.9126 |
| L&G (A&L) Income Fund Inc | 3 | 0 | 2.9126 |
| L&G (A&L) UK 100 Index Tracker Fund Acc | 3 | 0 | 2.9126 |
| L&G (Barclays) MM Europe (ex-UK) Alpha B Fund Inc | 2.5 | 2.5 | 0 |
| L&G (Barclays) MM Sterling Bond B Fund Inc | 2 | 2 | 0 |
| L&G (Barclays) MM UK Alpha B Fund Inc | 2.5 | 2.5 | 0 |
| L&G (Barclays) MM UK Lower Cap B Fund Inc | 2.5 | 2.5 | 0 |
| L&G (Barclays) MM US Alpha B Fund Inc | 2.5 | 2.5 | 0 |
| L&G Equity Trust Acc | 5 | 4 | 0.7619 |
| L&G Equity Trust Inc | 5 | 4 | 0.7619 |
| L&G Global Growth Trust Acc | 5 | 4 | 0.7619 |
| L&G Global Growth Trust Inc | 5 | 4 | 0.7619 |
| L&G Worldwide Trust Acc | 5 | 4 | 0.7619 |
| L&G Worldwide Trust Inc | 5 | 4 | 0.7619 |



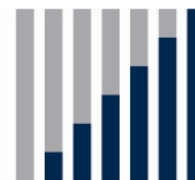
ISA (Cash Transfers) February 2009

| Fund Name | Standard Initial Charge % | Investor Centre Discount % | Final Initial Charge to Client % |
|--|----------------------------------|-----------------------------------|---|
| Legal & General Asian Income R Trust Acc | 5 | 4 | 0.7619 |
| Legal & General Asian Income R Trust Inc | 5 | 4 | 0.7619 |
| Legal & General Cash R Trust Acc | 0 | 0 | 0 |
| Legal & General Distribution R Trust Acc | 5 | 4 | 0.7619 |
| Legal & General Distribution R Trust Inc | 5 | 4 | 0.7619 |
| Legal & General Divers Absolute Ret R Trust Acc | 5 | 4 | 0.7619 |
| Legal & General Divers Absolute Ret R Trust Inc | 5 | 4 | 0.7619 |
| Legal & General Dynamic Bond A Trust Acc | 3 | 2.9126 | 0 |
| Legal & General Dynamic Bond A Trust Inc | 3 | 2.9126 | 0 |
| Legal & General Ethical R Trust Acc | 0 | 0 | 0 |
| Legal & General Ethical R Trust Inc | 0 | 0 | 0 |
| Legal & General European Index R Trust Acc | 0 | 0 | 0 |
| Legal & General European Index R Trust Inc | 0 | 0 | 0 |
| Legal & General European R Trust Acc | 5 | 4 | 0.7619 |
| Legal & General European R Trust Inc | 5 | 4 | 0.7619 |
| Legal & General Fixed Interest A Trust Acc | 3 | 2.9126 | 0 |
| Legal & General Fixed Interest A Trust Inc | 3 | 2.9126 | 0 |
| Legal & General Fixed Interest R Trust Acc | 0 | 0 | 0 |
| Legal & General Fixed Interest R Trust Inc | 0 | 0 | 0 |
| Legal & General Global 100 Index R Trust Acc | 0 | 0 | 0 |
| Legal & General Global 100 Index R Trust Inc | 0 | 0 | 0 |
| Legal & General Global Hlth & Pharm Ind R Trst Acc | 0 | 0 | 0 |
| Legal & General Global Hlth & Pharm Ind R Trst Inc | 0 | 0 | 0 |
| Legal & General Global Technology Index RTrust Acc | 0 | 0 | 0 |
| Legal & General Growth R Trust Acc | 5 | 4 | 0.7619 |
| Legal & General Growth R Trust Inc | 5 | 4 | 0.7619 |
| Legal & General High Income A Trust Acc | 3 | 2.9126 | 0 |
| Legal & General High Income A Trust Inc | 3 | 2.9126 | 0 |
| Legal & General High Income R Trust Acc | 0 | 0 | 0 |
| Legal & General High Income R Trust Inc | 0 | 0 | 0 |
| Legal & General International Index R Trust Acc | 0 | 0 | 0 |
| Legal & General International Index R Trust Inc | 0 | 0 | 0 |
| Legal & General Japan Index R Trust Acc | 0 | 0 | 0 |
| Legal & General Japan Index R Trust Inc | 0 | 0 | 0 |
| Legal & General Japanese R Trust Acc | 5 | 4 | 0.7619 |
| Legal & General Japanese R Trust Inc | 5 | 4 | 0.7619 |
| Legal & General Managed Income R Trust Acc | 3 | 2.9126 | 0 |
| Legal & General Managed Income R Trust Inc | 3 | 2.9126 | 0 |
| Legal & General Managed Monthly Income R Trust Acc | 3 | 2.9126 | 0 |
| Legal & General Managed Monthly Income R Trust Inc | 3 | 2.9126 | 0 |



ISA (Cash Transfers) February 2009

| Fund Name | Standard Initial Charge % | Investor Centre Discount % | Final Initial Charge to Client % |
|--|----------------------------------|-----------------------------------|---|
| Legal & General MM Balanced R Trust Acc | 5 | 4 | 0.7619 |
| Legal & General MM Balanced R Trust Inc | 5 | 4 | 0.7619 |
| Legal & General MM Growth R Trust Acc | 5 | 4 | 0.7619 |
| Legal & General MM Growth R Trust Inc | 5 | 4 | 0.7619 |
| Legal & General MM Income R Trust Acc | 5 | 4 | 0.7619 |
| Legal & General MM Income R Trust Inc | 5 | 4 | 0.7619 |
| Legal & General North American R Trust Acc | 5 | 4 | 0.7619 |
| Legal & General North American R Trust Inc | 5 | 4 | 0.7619 |
| Legal & General Pacific Growth R Trust Acc | 5 | 4 | 0.7619 |
| Legal & General Pacific Growth R Trust Inc | 5 | 4 | 0.7619 |
| Legal & General Pacific Index R Trust Acc | 0 | 0 | 0 |
| Legal & General Pacific Index R Trust Inc | 0 | 0 | 0 |
| Legal & General UK 100 Index R Trust Acc | 0 | 0 | 0 |
| Legal & General UK 100 Index R Trust Inc | 0 | 0 | 0 |
| Legal & General UK Active Opps R Trust Acc | 5 | 4 | 0.7619 |
| Legal & General UK Active Opps R Trust Inc | 5 | 4 | 0.7619 |
| Legal & General UK Alpha R Trust Acc | 5 | 4 | 0.7619 |
| Legal & General UK Index R Trust Acc | 0 | 0 | 0 |
| Legal & General UK Index R Trust Inc | 0 | 0 | 0 |
| Legal & General UK Property R Trust Acc | 5 | 3 | 1.7619 |
| Legal & General UK Property R Trust Inc | 5 | 3 | 1.7619 |
| Legal & General UK Smaller Companies R Trust Acc | 5 | 4 | 0.7619 |
| Legal & General UK Smaller Companies R Trust Inc | 5 | 4 | 0.7619 |
| Legal & General UK Special Situations R Trust Acc | 5 | 4 | 0.7619 |
| Legal & General UK Special Situations R Trust Inc | 5 | 4 | 0.7619 |
| Legal & General US Index R Trust Acc | 0 | 0 | 0 |
| Legal & General US Index R Trust Inc | 0 | 0 | 0 |
| Legg Mason Asia Pacific Equity A Fund Acc | 4.25 | 4.25 | 0 |
| Legg Mason Continental European Equity A Fund Acc | 4.25 | 4.25 | 0 |
| Legg Mason Global Equity Income A Fund Acc | 4.25 | 4.25 | 0 |
| Legg Mason Global Equity Income A Fund Inc | 4.25 | 4.25 | 0 |
| Legg Mason Global Multi Strategy Bond A Fund Inc | 4.25 | 4.25 | 0 |
| Legg Mason Japan Equity A Fund Acc | 4.25 | 4.25 | 0 |
| Legg Mason Sterling Corporate Plus Bond A Fund Inc | 4.25 | 4.25 | 0 |
| Legg Mason UK Equity A Fund Acc | 4.25 | 4.25 | 0 |
| Legg Mason UK Income A Fund Inc | 4.25 | 4.25 | 0 |
| Legg Mason US Equity A Fund Acc | 4.25 | 4.25 | 0 |
| Legg Mason US Smaller Companies A Fund Acc | 4.25 | 4.25 | 0 |
| Lincoln Corporate Bond Trust Inc | 3.5 | 3 | 0.5 |
| Lincoln Emerging Markets Trust Inc | 5.25 | 4 | 1.25 |



ISA (Cash Transfers) February 2009

| Fund Name | Standard Initial Charge % | Investor Centre Discount % | Final Initial Charge to Client % |
|---|----------------------------------|-----------------------------------|---|
| Lincoln European Trust Inc | 5.25 | 4 | 1.25 |
| Lincoln Far East Trust Inc | 5.25 | 4 | 1.25 |
| Lincoln Japan Trust Fund Inc | 5.25 | 5 | 0.25 |
| Lincoln North American Trust Inc | 5.25 | 4 | 1.25 |
| Lincoln Opportunities Trust Inc | 5 | 4 | 1 |
| Liontrust Continental Europe Fund Inc | 5 | 4.25 | 0.5119 |
| Liontrust First Growth Fund Inc | 5 | 4.25 | 0.5119 |
| Liontrust First Income Fund Inc | 5 | 4.25 | 0.5119 |
| Liontrust First Large Cap. Fund Inc | 5 | 4.25 | 0.5119 |
| Liontrust First Opportunities Fund Inc | 5 | 4.25 | 0.5119 |
| Liontrust Focus 350 Fund Inc | 5 | 4.25 | 0.5119 |
| Liontrust Intellectual Capital Trust Inc | 5 | 4.25 | 0.5119 |
| Liontrust Top 100 Fund Inc | 0 | 0 | 0 |
| Lord Abbett European Growth A Fund Acc | 5 | 4 | 1 |
| Lord Abbett Global Growth & Income A Fund Acc | 5 | 4 | 1 |
| Lord Abbett Global Growth & Income A Fund Inc | 5 | 4 | 1 |
| Lord Abbett Limited Bond Debenture A Fund Acc | 5 | 4 | 1 |
| Lord Abbett Limited Bond Debenture A Fund Inc | 5 | 4 | 1 |
| Lord Abbett UK Growth & Income A Fund Acc | 5 | 4 | 1 |
| Lord Abbett UK Growth & Income A Fund Inc | 5 | 4 | 1 |
| Lord Abbett US Affiliated A Fund Acc | 5 | 4 | 1 |
| Lord Abbett US Affiliated A Fund Inc | 5 | 4 | 1 |
| M&G American A Fund Acc | 4 | 3 | 1 |
| M&G American A Fund Inc | 4 | 3 | 1 |
| M&G American X Fund Acc | 0 | 0 | 0 |
| M&G American X Fund Inc | 0 | 0 | 0 |
| M&G Asian A Fund Acc | 4 | 3 | 1 |
| M&G Asian A Fund Inc | 4 | 3 | 1 |
| M&G Asian X Fund Acc | 0 | 0 | 0 |
| M&G Asian X Fund Inc | 0 | 0 | 0 |
| M&G Balanced Portfolio A Fund Acc | 4 | 3 | 1 |
| M&G Balanced Portfolio A Fund Inc | 4 | 3 | 1 |
| M&G Cautious Managed Portfolio A Fund Acc | 4 | 3 | 1 |
| M&G Cautious Managed Portfolio A Fund Inc | 4 | 3 | 1 |
| M&G Cautious Multi Asset A Fund Acc | 4 | 4 | 0 |
| M&G Cautious Multi Asset A Fund Inc | 4 | 4 | 0 |
| M&G Corporate Bond A Fund Acc | 3 | 3 | 0 |
| M&G Corporate Bond A Fund Inc | 3 | 3 | 0 |
| M&G Corporate Bond X Fund Acc | 0 | 0 | 0 |
| M&G Corporate Bond X Fund Inc | 0 | 0 | 0 |



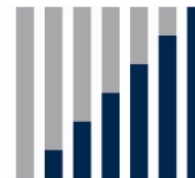
ISA (Cash Transfers) February 2009

| Fund Name | Standard Initial Charge % | Investor Centre Discount % | Final Initial Charge to Client % |
|---|----------------------------------|-----------------------------------|---|
| M&G Dividend A Fund Acc | 4 | 3 | 1 |
| M&G Dividend A Fund Inc | 4 | 3 | 1 |
| M&G Dividend X Fund Acc | 0 | 0 | 0 |
| M&G Dividend X Fund Inc | 0 | 0 | 0 |
| M&G Emerging Markets Bond A Fund Acc | 3 | 3 | 0 |
| M&G Emerging Markets Bond A Fund Inc | 3 | 3 | 0 |
| M&G European A Fund Acc | 4 | 3 | 1 |
| M&G European A Fund Inc | 4 | 3 | 1 |
| M&G European Corporate Bond A Fund Acc | 3 | 3 | 0 |
| M&G European Corporate Bond A Fund Inc | 3 | 3 | 0 |
| M&G European High Yield Bond A Fund Acc | 3 | 2.9126 | 0 |
| M&G European High Yield Bond A Fund Inc | 3 | 2.9126 | 0 |
| M&G European High Yield Bond X Fund Acc | 0 | 0 | 0 |
| M&G European High Yield Bond X Fund Inc | 0 | 0 | 0 |
| M&G European Smaller Companies A Fund Acc | 4 | 3 | 1 |
| M&G European Smaller Companies A Fund Inc | 4 | 3 | 1 |
| M&G European Smaller Companies X Fund Acc | 0 | 0 | 0 |
| M&G European Smaller Companies X Fund Inc | 0 | 0 | 0 |
| M&G European Special Situations A Fund Acc | 4 | 3 | 1 |
| M&G European Special Situations A Fund Inc | 4 | 3 | 1 |
| M&G European Strategic Value A Fund Acc | 4 | 3 | 1 |
| M&G European Strategic Value A Fund Inc | 4 | 3 | 1 |
| M&G European X Fund Acc | 0 | 0 | 0 |
| M&G European X Fund Inc | 0 | 0 | 0 |
| M&G Extra Income A Fund Acc | 4 | 3 | 1 |
| M&G Extra Income A Fund Inc | 4 | 3 | 1 |
| M&G Extra Income X Fund Acc | 0 | 0 | 0 |
| M&G Extra Income X Fund Inc | 0 | 0 | 0 |
| M&G Fund of Investment Trust A Fund Acc | 4 | 3 | 1 |
| M&G Fund of Investment Trust A Fund Inc | 4 | 3 | 1 |
| M&G Gilt & Fixed Interest Income A Fund Acc | 0 | 0 | 0 |
| M&G Gilt & Fixed Interest Income A Fund Inc | 0 | 0 | 0 |
| M&G Global Basics A Fund Acc | 4 | 4 | 0 |
| M&G Global Basics A Fund Inc | 4 | 4 | 0 |
| M&G Global Basics X Fund Acc | 0 | 0 | 0 |
| M&G Global Basics X Fund Inc | 0 | 0 | 0 |
| M&G Global Convertible A Fund Acc | 4 | 3 | 1 |
| M&G Global Convertible A Fund Inc | 4 | 3 | 1 |
| M&G Global Dividend A Fund Acc | 4 | 4 | 0 |
| M&G Global Dividend A Fund Inc | 4 | 4 | 0 |



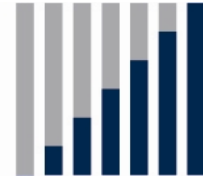
ISA (Cash Transfers) February 2009

| Fund Name | Standard Initial Charge % | Investor Centre Discount % | Final Initial Charge to Client % |
|--|---------------------------|----------------------------|----------------------------------|
| M&G Global Emerging Markets A Fund Acc | 4 | 3 | 1 |
| M&G Global Emerging Markets A Fund Inc | 4 | 3 | 1 |
| M&G Global Growth A Fund Acc | 4 | 3 | 1 |
| M&G Global Growth A Fund Inc | 4 | 3 | 1 |
| M&G Global Growth X Fund Acc | 0 | 0 | 0 |
| M&G Global Growth X Fund Inc | 0 | 0 | 0 |
| M&G Global Leaders A Fund Acc | 4 | 3 | 1 |
| M&G Global Leaders A Fund Inc | 4 | 3 | 1 |
| M&G Global Leaders X Fund Acc | 0 | 0 | 0 |
| M&G Global Leaders X Fund Inc | 0 | 0 | 0 |
| M&G Global Macro Bond A Fund Acc | 3 | 3 | 0 |
| M&G Global Macro Bond A Fund Inc | 3 | 3 | 0 |
| M&G Global Real Estate Securities A Fund Acc | 4 | 3 | 1 |
| M&G Global Real Estate Securities A Fund Inc | 4 | 3 | 1 |
| M&G Global Technology A Fund Acc | 4 | 3 | 1 |
| M&G Global Technology A Fund Inc | 4 | 3 | 1 |
| M&G Global Technology X Fund Acc | 0 | 0 | 0 |
| M&G Global Technology X Fund Inc | 0 | 0 | 0 |
| M&G Growth Portfolio A Fund Acc | 4 | 3 | 1 |
| M&G Growth Portfolio A Fund Inc | 4 | 3 | 1 |
| M&G High Interest A Fund Inc | 0 | 0 | 0 |
| M&G High Yield Corporate Bond A Fund Acc | 3 | 2.9126 | 0 |
| M&G High Yield Corporate Bond A Fund Inc | 3 | 2.9126 | 0 |
| M&G High Yield Corporate Bond X Fund Acc | 0 | 0 | 0 |
| M&G High Yield Corporate Bond X Fund Inc | 0 | 0 | 0 |
| M&G Income A Fund Acc | 4 | 4 | 0 |
| M&G Income A Fund Inc | 4 | 4 | 0 |
| M&G Income X Fund Acc | 0 | 0 | 0 |
| M&G Income X Fund Inc | 0 | 0 | 0 |
| M&G International Sovereign Bond A Fund Acc | 0 | 0 | 0 |
| M&G International Sovereign Bond A Fund Inc | 0 | 0 | 0 |
| M&G Japan A Fund Acc | 4 | 3 | 1 |
| M&G Japan A Fund Inc | 4 | 3 | 1 |
| M&G Japan Smaller Companies A Fund Acc | 4 | 3 | 1 |
| M&G Japan Smaller Companies A Fund Inc | 4 | 3 | 1 |
| M&G Japan X Fund Acc | 0 | 0 | 0 |
| M&G Japan X Fund Inc | 0 | 0 | 0 |
| M&G Managed A Fund Acc | 4 | 3 | 1 |
| M&G Managed A Fund Inc | 4 | 3 | 1 |
| M&G Managed Growth A Fund Acc | 4 | 3 | 1 |



ISA (Cash Transfers) February 2009

| Fund Name | Standard Initial Charge % | Investor Centre Discount % | Final Initial Charge to Client % |
|---|----------------------------------|-----------------------------------|---|
| M&G Managed Growth A Fund Inc | 4 | 3 | 1 |
| M&G Managed Growth X Fund Inc | 0 | 0 | 0 |
| M&G Managed X Fund Inc | 0 | 0 | 0 |
| M&G North American Value A Fund Acc | 4 | 3 | 1 |
| M&G North American Value A Fund Inc | 4 | 3 | 1 |
| M&G Optimal Income A Fund Acc | 4 | 4 | 0 |
| M&G Optimal Income A Fund Inc | 4 | 4 | 0 |
| M&G Pan European A Fund Acc | 4 | 3 | 1 |
| M&G Pan European A Fund Inc | 4 | 3 | 1 |
| M&G Pan European Dividend A Fund Acc | 4 | 3 | 1 |
| M&G Pan European Dividend A Fund Inc | 4 | 3 | 1 |
| M&G Pan European X Fund Acc | 0 | 0 | 0 |
| M&G Pan European X Fund Inc | 0 | 0 | 0 |
| M&G Property Portfolio A Fund Inc | 5 | 4.5 | 0.2619 |
| M&G Recovery A Fund Acc | 4 | 4 | 0 |
| M&G Recovery A Fund Inc | 4 | 4 | 0 |
| M&G Recovery X Fund Acc | 0 | 0 | 0 |
| M&G Recovery X Fund Inc | 0 | 0 | 0 |
| M&G Smaller Companies A Fund Acc | 4 | 3 | 1 |
| M&G Smaller Companies A Fund Inc | 4 | 3 | 1 |
| M&G Smaller Companies X Fund Acc | 0 | 0 | 0 |
| M&G Smaller Companies X Fund Inc | 0 | 0 | 0 |
| M&G Strategic Corporate Bond A Fund Acc | 3 | 3 | 0 |
| M&G Strategic Corporate Bond A Fund Inc | 3 | 3 | 0 |
| M&G Strategic Corporate Bond X Fund Acc | 0 | 0 | 0 |
| M&G Strategic Corporate Bond X Fund Inc | 0 | 0 | 0 |
| M&G UK Growth A Fund Acc | 4 | 3 | 1 |
| M&G UK Growth A Fund Inc | 4 | 3 | 1 |
| M&G UK Growth X Fund Acc | 0 | 0 | 0 |
| M&G UK Growth X Fund Inc | 0 | 0 | 0 |
| M&G UK Select A Fund Acc | 4 | 3 | 1 |
| M&G UK Select A Fund Inc | 4 | 3 | 1 |
| M&G UK Select X Fund Acc | 0 | 0 | 0 |
| M&G UK Select X Fund Inc | 0 | 0 | 0 |
| CF Macquarie Global Infrastructure Sec A Fund Acc | 4.5 | 4 | 0.5 |
| CF Macquarie Global Infrastructure Sec A Fund Inc | 4.5 | 4 | 0.5 |
| CF Macquarie Global Property Sec A Fund Acc | 4.5 | 4 | 0.5 |
| CF Macquarie Global Property Sec A Fund Inc | 4.5 | 4 | 0.5 |
| Marlborough Balanced Fund Acc | 5.25 | 4.9881 | 0 |
| Marlborough Bond Income Fund Inc | 5 | 4.7619 | 0 |



ISA (Cash Transfers) February 2009

| Fund Name | Standard Initial Charge % | Investor Centre Discount % | Final Initial Charge to Client % |
|--|----------------------------------|-----------------------------------|---|
| Marlborough Cautious Fund Acc | 5.25 | 4.9881 | 0 |
| Marlborough Cautious Fund Inc | 5.25 | 4.9881 | 0 |
| Marlborough ETF Absolute Return A Fund Acc | 4.5 | 4.3062 | 0 |
| Marlborough ETF Commodity A Fund Acc | 5 | 4.7619 | 0 |
| Marlborough ETF Global Growth A Fund Acc | 5 | 4.7619 | 0 |
| Marlborough ETF Global Income A Fund Inc | 4.5 | 4.3062 | 0 |
| Marlborough Ethical A Fund Acc | 5.25 | 4.9881 | 0 |
| Marlborough Ethical A Fund Inc | 5.25 | 4.9881 | 0 |
| Marlborough Extra Income Fund Inc | 5 | 4.7619 | 0 |
| Marlborough Far East Growth A Fund Acc | 5.25 | 4.9881 | 0 |
| Marlborough Far East Growth A Fund Inc | 5.25 | 4.9881 | 0 |
| Marlborough Global Bond Fund Acc | 5 | 4.7619 | 0 |
| Marlborough Global Bond Fund Inc | 5 | 4.7619 | 0 |
| Marlborough Global Fund Acc | 5.25 | 4.9881 | 0 |
| Marlborough High Yield Fixed Interest Fund Inc | 5.25 | 4.9881 | 0 |
| Marlborough Special Situations Fund Inc | 5 | 4.7619 | 0 |
| Marlborough UK Equity Growth Fund Acc | 5.25 | 4.9881 | 0 |
| Marlborough UK Equity Income Fund Inc | 5 | 4.7619 | 0 |
| Marlborough UK Large Cap Growth A Fund Acc | 5.25 | 4.9881 | 0 |
| Marlborough UK Leading Companies Fund Inc | 5 | 4.7619 | 0 |
| Marlborough UK Micro-Cap Growth Fund Acc | 5 | 4.7619 | 0 |
| Marlborough Quantock UK Growth A Fund Acc | 5.2 | 4.943 | 0 |
| Marlborough Quantock UK Growth A Fund Inc | 5.2 | 4.943 | 0 |
| Martin Currie Emerging Markets A Fund Acc | 5 | 5 | 0 |
| Martin Currie IF Asia Pacific A Fund Acc | 5 | 5 | 0 |
| Martin Currie IF European A Fund Acc | 5 | 5 | 0 |
| Martin Currie IF Global A Fund Acc | 5 | 5 | 0 |
| Martin Currie IF Global Alpha A Fund Acc | 5 | 5 | 0 |
| Martin Currie IF Japan A Fund Acc | 5 | 5 | 0 |
| Martin Currie IF North American A Fund Acc | 5 | 5 | 0 |
| Martin Currie IF North American Alpha A Fund Acc | 5 | 4.5 | 0.5 |
| Martin Currie IF UK Equity Income A Fund Inc | 5 | 5 | 0 |
| Martin Currie IF UK Growth A Fund Acc | 5 | 5 | 0 |
| Martin Currie Japan Alpha A Fund Acc | 5 | 4.5 | 0.5 |
| MFM Maze Balanced Managed A Fund Acc | 5 | 3 | 1.7619 |
| MFM Maze Cautious Managed A Fund Acc | 5 | 3 | 1.7619 |
| MFM Maze Cautious Managed A Fund Inc | 5 | 3 | 1.7619 |
| MFM Slater Pension Fund Acc | 5.25 | 0 | 3 |
| MFM W.H. Ireland UK Growth A Trust Acc | 5.25 | 3 | 1.9881 |
| CF Midas Balanced Growth Fund Acc | 5 | 5 | 0 |



ISA (Cash Transfers) February 2009

| Fund Name | Standard Initial Charge % | Investor Centre Discount % | Final Initial Charge to Client % |
|--|----------------------------------|-----------------------------------|---|
| CF Midas Balanced Income Fund Inc | 5 | 5 | 0 |
| CF Miton Arcturus A Fund Acc | 5 | 4.7619 | 0 |
| CF Miton Cautious Income Portfolio A Fund Inc | 5 | 4.7619 | 0 |
| CF Miton Global Portfolio A Fund Acc | 5 | 4.7619 | 0 |
| CF Miton Special Situations Portfolio A Fund Acc | 5 | 4.7619 | 0 |
| CF Miton Strategic Portfolio A Fund Acc | 5 | 4.7619 | 0 |
| Neptune Asia Pacific Opportunities A Fund Acc | 5 | 5 | 0 |
| Neptune Balanced Fund Acc | 5 | 4.7619 | 0 |
| Neptune Balanced Fund Inc | 5 | 4.7619 | 0 |
| Neptune China A Fund Acc | 5 | 5 | 0 |
| Neptune European Opportunities A Fund Acc | 5 | 5 | 0 |
| Neptune European Opportunities A Fund Inc | 5 | 5 | 0 |
| Neptune Global Alpha A Fund Acc | 5 | 5 | 0 |
| Neptune Global Equity A Fund Acc | 5 | 5 | 0 |
| Neptune Global Equity A Fund Inc | 5 | 5 | 0 |
| Neptune Green Planet A Fund Acc | 5 | 5 | 0 |
| Neptune Income A Fund Acc | 5 | 5 | 0 |
| Neptune Income A Fund Inc | 5 | 5 | 0 |
| Neptune India A Fund Acc | 5 | 5 | 0 |
| Neptune Japan Opportunities A Fund Acc | 5 | 5 | 0 |
| Neptune Latin America A Fund Acc | 5 | 5 | 0 |
| Neptune Quarterly Income A Fund Acc | 5 | 4.7619 | 0 |
| Neptune Quarterly Income A Fund Inc | 5 | 4.7619 | 0 |
| Neptune Russia & Greater Russia A Fund Acc | 5 | 5 | 0 |
| Neptune UK Equity A Fund Acc | 5 | 5 | 0 |
| Neptune UK Special Situations A Fund Acc | 5 | 5 | 0 |
| Neptune US Opportunities A Fund Acc | 5 | 5 | 0 |
| New Star Indian Equity Fund GBP Inc | 5 | 4 | 1 |
| New Star Active Portfolio A Fund Acc | 5 | 4.75 | 0.25 |
| New Star American Portfolio A Fund Acc | 5 | 4.75 | 0.25 |
| New Star Asia Portfolio A Fund Acc | 5 | 4.75 | 0.25 |
| New Star Balanced Portfolio A Fund Acc | 5 | 4.75 | 0.25 |
| New Star Balanced Portfolio B Fund Acc | 5 | 4.75 | 0.25 |
| New Star Cautious Portfolio Fund Acc | 5 | 4.5238 | 0.2381 |
| New Star Diversified Absolute Return R Fund Acc | 5 | 4.75 | 0.25 |
| New Star Equity Income Unit Trust Acc | 5.25 | 4.9881 | 0 |
| New Star Equity Income Unit Trust Inc | 5.25 | 4.9881 | 0 |
| New Star European Growth R Fund Acc | 5.25 | 5 | 0.25 |
| New Star European Leaders R Fund Acc | 5.25 | 5 | 0.25 |
| New Star European Portfolio A Fund Acc | 5 | 4.75 | 0.25 |



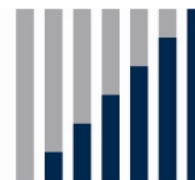
ISA (Cash Transfers) February 2009

| Fund Name | Standard Initial Charge % | Investor Centre Discount % | Final Initial Charge to Client % |
|---|----------------------------------|-----------------------------------|---|
| New Star European Value R Fund Acc | 5.25 | 4.75 | 0.5 |
| New Star Extra High Yield Bond Unit Trust Inc | 4.25 | 4 | 0.0767 |
| New Star Fixed Interest Unit Trust Inc | 4.25 | 4 | 0.0767 |
| New Star Global Equity A Fund Acc | 5 | 4.75 | 0.25 |
| New Star Global Equity A Fund Inc | 5 | 4.75 | 0.25 |
| New Star Global Financials A Fund Acc | 5.25 | 5 | 0.25 |
| New Star Global Strategic Capital Trust Acc | 5 | 4.5238 | 0.2381 |
| New Star Heart of Africa A Fund Acc | 5.25 | 0 | 3 |
| New Star Hidden Value A Fund Acc | 5.25 | 5 | 0.25 |
| New Star High Yield Bond R Fund Inc | 4.25 | 4 | 0.25 |
| New Star Higher Income R Fund Inc | 5.25 | 5 | 0.25 |
| New Star International Property Fund Inc | 5 | 4.5238 | 0.2381 |
| New Star Managed Distribution M Fund Inc | 5 | 3 | 2 |
| New Star Managed Distribution R Fund Acc | 5 | 4.75 | 0.25 |
| New Star Managed Distribution R Fund Inc | 5 | 4.75 | 0.25 |
| New Star Managed Portfolio A Fund Acc | 5 | 4.75 | 0.25 |
| New Star Managed Portfolio A Fund Inc | 5 | 4.75 | 0.25 |
| New Star Managed Portfolio B Fund Acc | 5 | 4.75 | 0.25 |
| New Star Managed Portfolio B Fund Inc | 5 | 4.75 | 0.25 |
| New Star Pacific Growth Unit Trust Inc | 5 | 4.5238 | 0.2381 |
| New Star Select Opportunities R Fund Acc | 5.25 | 5 | 0.25 |
| New Star Sterling Bond Unit Trust Acc | 4.25 | 4 | 0.0767 |
| New Star Sterling Bond Unit Trust Inc | 4.25 | 4 | 0.0767 |
| New Star Tactical Portfolio A Fund Acc | 5 | 4.75 | 0.25 |
| New Star Tactical Portfolio B Fund Acc | 5 | 4.75 | 0.25 |
| New Star Technology Unit Trust Acc | 4.25 | 4 | 0.0767 |
| New Star UK Alpha R Fund Acc | 5.25 | 5 | 0.25 |
| New Star UK Growth R Fund Acc | 5.25 | 5 | 0.25 |
| New Star UK Property Unit Trust Acc | 5 | 4.5238 | 0.2381 |
| New Star UK Property Unit Trust Inc | 5 | 4.5238 | 0.2381 |
| New Star UK Strategic Capital Trust Acc | 5 | 4.5238 | 0.2381 |
| New Star UK Strategic Income Trust Inc | 5 | 4.5238 | 0.2381 |
| CF Noble UK Smaller Companies A Fund Acc | 4 | 3.6058 | 0.2404 |
| CF Octopus Partner (Absolute Return) A Fund Acc | 5 | 5 | 0 |
| CF Octopus Partner (Absolute Return) A Fund Inc | 5 | 5 | 0 |
| CF Octopus Partner (UK Smaller Cos) A Fund Acc | 5 | 5 | 0 |
| EFA Octopus Partner (Cautious Managed) A Fund Acc | 6 | 6 | 0 |
| EFA Octopus Partner (Cautious Managed) A Fund Inc | 6 | 6 | 0 |
| Old Mutual Asian Select A Fund Acc | 4 | 3.8462 | 0 |
| Old Mutual Corporate Bond A Fund Acc | 3.5 | 3.3816 | 0 |



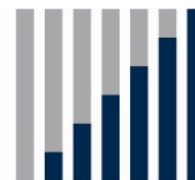
ISA (Cash Transfers) February 2009

| Fund Name | Standard Initial Charge % | Investor Centre Discount % | Final Initial Charge to Client % |
|---|----------------------------------|-----------------------------------|---|
| Old Mutual Corporate Bond A Fund Inc | 3.5 | 3.3816 | 0 |
| Old Mutual Dynamic Bond A Fund Acc | 3.5 | 3.3816 | 0 |
| Old Mutual Dynamic Bond A Fund Inc | 3.5 | 3.3816 | 0 |
| Old Mutual Equity Income A Fund Acc | 4 | 3.8462 | 0 |
| Old Mutual Equity Income A Fund Inc | 4 | 3.8462 | 0 |
| Old Mutual Ethical A Fund Acc | 4 | 3.8462 | 0 |
| Old Mutual Ethical A Fund Inc | 4 | 3.8462 | 0 |
| Old Mutual European Equity A Fund Acc | 4 | 3.8462 | 0 |
| Old Mutual Extra Income A Fund Acc | 4 | 3.8462 | 0 |
| Old Mutual Extra Income A Fund Inc | 4 | 3.8462 | 0 |
| Old Mutual Global Equity A Fund Acc | 4 | 3.8462 | 0 |
| Old Mutual Global Strategic Bond A Fund Acc | 3.5 | 3.3816 | 0 |
| Old Mutual Global Strategic Bond A Fund Inc | 3.5 | 3.3816 | 0 |
| Old Mutual Japanese Select A Fund Acc | 4 | 3.8462 | 0 |
| Old Mutual North American Equity A Fund Acc | 4 | 3.8462 | 0 |
| Old Mutual Select Managed A Fund Acc | 4 | 3.8462 | 0 |
| Old Mutual Select Managed A Fund Inc | 4 | 3.8462 | 0 |
| Old Mutual UK Select Equity A Fund Acc | 4 | 3.8462 | 0 |
| Old Mutual UK Select Equity A Fund Inc | 4 | 3.8462 | 0 |
| Old Mutual UK Select Mid Cap A Fund Acc | 4 | 3.8462 | 0 |
| Old Mutual UK Select Mid Cap A Fund Inc | 4 | 3.8462 | 0 |
| Old Mutual UK Select Smaller Cos A Fund Acc | 4 | 3.8462 | 0 |
| Old Mutual UK Select Smaller Cos A Fund Inc | 4 | 3.8462 | 0 |
| CF OPM Balanced Managed A Fund Acc | 3.75 | 3.75 | 0 |
| CF OPM Balanced Managed A Fund Inc | 3.75 | 3.75 | 0 |
| CF OPM Balanced Managed B Fund Acc | 5 | 5 | 0 |
| CF OPM Balanced Managed B Fund Inc | 5 | 5 | 0 |
| CF OPM Balanced Managed R Fund Acc | 5 | 5 | 0 |
| CF OPM Balanced Managed R Fund Inc | 5 | 5 | 0 |
| CF OPM Fixed Interest A Fund Acc | 3.75 | 3.75 | 0 |
| CF OPM Fixed Interest A Fund Inc | 3.75 | 3.75 | 0 |
| CF OPM Fixed Interest B Fund Acc | 5 | 5 | 0 |
| CF OPM Fixed Interest B Fund Inc | 5 | 5 | 0 |
| CF OPM Fixed Interest R Fund Acc | 5 | 5 | 0 |
| CF OPM Fixed Interest R Fund Inc | 5 | 5 | 0 |
| CF OPM Property A Fund Acc | 5 | 5 | 0 |
| CF OPM Property A Fund Inc | 5 | 5 | 0 |
| CF OPM Property B Fund Acc | 5 | 5 | 0 |
| CF OPM Property B Fund Inc | 5 | 5 | 0 |
| CF OPM Property R Fund Acc | 5 | 5 | 0 |



ISA (Cash Transfers) February 2009

| Fund Name | Standard Initial Charge % | Investor Centre Discount % | Final Initial Charge to Client % |
|--|----------------------------------|-----------------------------------|---|
| CF OPM Property R Fund Inc | 5 | 5 | 0 |
| CF OPM UK Equity B Fund Acc | 5 | 5 | 0 |
| CF OPM UK Equity B Fund Inc | 5 | 5 | 0 |
| CF OPM UK Equity R Fund Acc | 5 | 5 | 0 |
| CF OPM UK Equity R Fund Inc | 5 | 5 | 0 |
| EFA OPM Equity High Income B Fund Inc | 5 | 5 | 0 |
| PH Diversified Portfolio Fund Acc | 5.5 | 5.5 | 0 |
| PH Diversified Portfolio Fund Inc | 5.5 | 5.5 | 0 |
| PH Dynamic Portfolio Fund Acc | 5.5 | 5.5 | 0 |
| PH Dynamic Portfolio Fund Inc | 5.5 | 5.5 | 0 |
| Premier Absolute Growth A Fund Acc | 5.25 | 5.25 | 0 |
| Premier Castlefield UK Alpha Fund Inc | 3.5 | 3.5 | 0 |
| Premier China Enterprise Fund Acc | 5.25 | 5.25 | 0 |
| Premier China Enterprise Fund Inc | 5.25 | 5.25 | 0 |
| Premier Dividend Fund Inc | 5.25 | 5.25 | 0 |
| Premier Enterprise Fund Inc | 5.25 | 5.25 | 0 |
| Premier European Growth Fund Inc | 5.25 | 5.25 | 0 |
| Premier Global DSR Fund Acc | 5.25 | 5.25 | 0 |
| Premier Global DSR Fund Inc | 5.25 | 5.25 | 0 |
| Premier High Income Bond Fund Acc | 5.25 | 5.25 | 0 |
| Premier High Income Bond Fund Inc | 5.25 | 5.25 | 0 |
| Premier Multi-Asset Distribution Fund Acc | 5.25 | 5.25 | 0 |
| Premier Multi-Asset Distribution Fund Inc | 5.25 | 5.25 | 0 |
| Premier Multi-Asset Growth Fund Acc | 5.25 | 5.25 | 0 |
| Premier Multi-Asset Growth Fund Inc | 5.25 | 5.25 | 0 |
| Premier Pan European Property Share Fund Inc | 5.25 | 5.25 | 0 |
| Premier Sentinel Defensive Portfolio Fund Acc | 5.27 | 5.27 | 0 |
| Premier Sentinel Defensive Portfolio Fund Inc | 5.27 | 5.27 | 0 |
| Premier Sentinel Enterprise Portfolio Fund Acc | 5.27 | 5.27 | 0 |
| Premier Sentinel Enterprise Portfolio Fund Inc | 5.27 | 5.27 | 0 |
| Premier Sentinel Universal Portfolio Fund Acc | 5.27 | 5.27 | 0 |
| Premier Sentinel Universal Portfolio Fund Inc | 5.27 | 5.27 | 0 |
| Premier UK Money Market Fund Acc | 0 | 0 | 0 |
| Premier UK Money Market Fund Inc | 0 | 0 | 0 |
| Prudential Cautious Managed Growth A Fund Acc | 5 | 3 | 2 |
| Prudential Cautious Managed Growth A Fund Inc | 5 | 3 | 2 |
| Prudential Distribution Trust Acc | 3 | 3 | 0 |
| Prudential Distribution Trust Inc | 3 | 3 | 0 |
| Prudential Equity Income Trust Inc | 4.75 | 3 | 1.75 |
| Prudential European Trust Acc | 4.75 | 3 | 1.75 |



ISA (Cash Transfers) February 2009

| Fund Name | Standard Initial Charge % | Investor Centre Discount % | Final Initial Charge to Client % |
|--|----------------------------------|-----------------------------------|---|
| Prudential European Trust Inc | 4.75 | 3 | 1.75 |
| Prudential Global Growth Trust Inc | 5.5 | 3 | 2.5 |
| Prudential Japanese Trust Acc | 4.75 | 3 | 1.75 |
| Prudential Japanese Trust Inc | 4.75 | 3 | 1.75 |
| Prudential Managed Defensive A Fund Acc | 5 | 3 | 2 |
| Prudential Managed Defensive A Fund Inc | 5 | 3 | 2 |
| Prudential Managed Trust Acc | 3 | 3 | 0 |
| Prudential Maximum Income Trust Inc | 2.5 | 1.5 | 1 |
| Prudential North American Trust Acc | 4.75 | 3 | 1.75 |
| Prudential North American Trust Inc | 4.75 | 3 | 1.75 |
| Prudential Pacific Markets Trust Acc | 4.75 | 3 | 1.75 |
| Prudential Pacific Markets Trust Inc | 4.75 | 3 | 1.75 |
| Prudential Small Companies Trust Acc | 4.75 | 3 | 1.75 |
| Prudential Small Companies Trust Inc | 4.75 | 3 | 1.75 |
| Prudential UK Growth Trust Acc | 4.75 | 3 | 1.75 |
| Prudential UK Growth Trust Inc | 4.75 | 3 | 1.75 |
| Prudential UK Index Tracker Trust Acc | 0 | 0 | 0 |
| Prudential UK Index Tracker Trust Inc | 0 | 0 | 0 |
| PSigma American Growth Fund Acc | 5.25 | 4.75 | 0.5 |
| PSigma Balanced Managed Fund of Funds R Fund Acc | 5.25 | 3 | 2.25 |
| PSigma European Income Fund Acc | 5.25 | 4.75 | 0.5 |
| PSigma European Income Fund Inc | 5.25 | 4.75 | 0.5 |
| PSigma Income Fund Acc | 5.25 | 4.75 | 0.5 |
| PSigma Income Fund Inc | 5.25 | 4.75 | 0.5 |
| PSigma UK Growth Fund Acc | 5.25 | 4.75 | 0.5 |
| PSigma UK Growth Fund Inc | 5.25 | 4.75 | 0.5 |
| RAB European Dynamic A Fund GBP Acc | 5 | 3 | 2 |
| RAB European Dynamic B Fund GBP Acc | 5 | 0 | 5 |
| Rathbone Ethical Bond Fund Acc | 4 | 3 | 0.8462 |
| Rathbone Ethical Bond Fund Inc | 4 | 3 | 0.8462 |
| Rathbone Global Opportunities Fund Acc | 5.5 | 4.7394 | 0.4739 |
| Rathbone High Income Fund Acc | 5.5 | 4.7394 | 0.4739 |
| Rathbone High Income Fund Inc | 5.5 | 4.7394 | 0.4739 |
| Rathbone Income and Growth Fund Acc | 5.5 | 4.7394 | 0.4739 |
| Rathbone Income and Growth Fund Inc | 5.5 | 4.7394 | 0.4739 |
| Rathbone Income Fund Acc | 5.5 | 4.7394 | 0.4739 |
| Rathbone Income Fund Inc | 5.5 | 4.7394 | 0.4739 |
| Rathbone Smaller Companies Fund Acc | 5.5 | 4.7394 | 0.4739 |
| Rathbone Smaller Companies Fund Inc | 5.5 | 4.7394 | 0.4739 |
| Rathbone Special Situations Fund Acc | 5.5 | 4.7394 | 0.4739 |



ISA (Cash Transfers) February 2009

| Fund Name | Standard Initial Charge % | Investor Centre Discount % | Final Initial Charge to Client % |
|---|----------------------------------|-----------------------------------|---|
| Rathbone Special Situations Fund Inc | 5.5 | 4.7394 | 0.4739 |
| Rensburg Corporate Bond Trust Inc | 4.5 | 4.3062 | 0 |
| Rensburg UK Blue Chip Growth Trust Inc | 4.5 | 4.3062 | 0 |
| Rensburg UK Equity Income Trust Inc | 4.5 | 4.3062 | 0 |
| Rensburg UK Managers Focus Fund Acc | 5.25 | 4.9881 | 0 |
| Rensburg UK Micro Cap Growth Trust Acc | 5.25 | 4.9881 | 0 |
| Rensburg UK Mid Cap Growth Trust Inc | 4.5 | 4.3062 | 0 |
| Rensburg UK Select Growth Trust Inc | 5.25 | 4.9881 | 0 |
| Rensburg UK Smaller Companies Trust Inc | 4.5 | 4.3062 | 0 |
| Royal London Corporate Bond Trust Inc | 3 | 2.9126 | 0 |
| Royal London Equity Income Trust Inc | 4 | 3 | 0.8462 |
| Royal London Ethical Bond Trust Inc | 3 | 2.9126 | 0 |
| Royal London European Growth & Income Trust Acc | 4 | 3 | 0.8462 |
| Royal London European Growth Trust Acc | 4 | 3 | 0.8462 |
| Royal London European Income Trust Inc | 4 | 3 | 0.8462 |
| Royal London Far East Growth Trust Acc | 4 | 3 | 0.8462 |
| Royal London Index Linked Trust Inc | 4 | 3 | 0.8462 |
| Royal London Japan Growth Trust Acc | 4 | 3 | 0.8462 |
| Royal London Strategic Bond Trust Inc | 4 | 3 | 0.8462 |
| Royal London UK Equity Trust Acc | 4 | 3 | 0.8462 |
| Royal London UK Government Bond Trust Inc | 4 | 3 | 0.8462 |
| Royal London UK Growth Trust Acc | 4 | 3 | 0.8462 |
| Royal London UK Smaller Companies Trust Acc | 4 | 3 | 0.8462 |
| Royal London UK Special Situations Trust Acc | 4 | 3 | 0.8462 |
| Royal London UK Strategic Growth Fund Acc | 4 | 3 | 0.8462 |
| Sarasin AgriSar A Fund Acc | 5 | 4.7619 | 0 |
| Sarasin AgriSar A Fund Inc | 5 | 4.7619 | 0 |
| Sarasin EquiSar Global Thematic A Fund Acc | 5 | 4.7619 | 0 |
| Sarasin EquiSar Global Thematic A Fund Inc | 5 | 4.7619 | 0 |
| Sarasin Equisar IIID A Fund Acc | 5 | 4.7619 | 0 |
| Sarasin Equisar IIID A Fund Inc | 5 | 4.7619 | 0 |
| Sarasin GlobalSar IIID C Fund Acc | 5 | 4.7619 | 0 |
| Sarasin GlobalSar IIID C Fund Inc | 5 | 4.7619 | 0 |
| Sarasin International Equity Income A Fund Acc | 5 | 4.7619 | 0 |
| Sarasin International Equity Income A Fund Inc | 5 | 4.7619 | 0 |
| Sarasin Real Est Equity IIID A Fund Acc | 5 | 4.7619 | 0 |
| Sarasin Real Est Equity IIID A Fund Inc | 5 | 4.7619 | 0 |
| Schroder Asian Alpha Plus A Fund Acc | 5.25 | 5.25 | 0 |
| Schroder Asian Alpha Plus A Fund Inc | 5.25 | 5.25 | 0 |
| Schroder Corporate Bond A Fund Acc | 3.25 | 3.1477 | 0 |



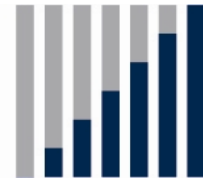
ISA (Cash Transfers) February 2009

| Fund Name | Standard Initial Charge % | Investor Centre Discount % | Final Initial Charge to Client % |
|--|----------------------------------|-----------------------------------|---|
| Schroder Corporate Bond A Fund Inc | 3.25 | 3.1477 | 0 |
| Schroder Diversified Target Return A Fund Acc | 5.25 | 5.25 | 0 |
| Schroder Diversified Target Return A Fund Inc | 5.25 | 5.25 | 0 |
| Schroder European A Fund Acc | 5.25 | 4.9881 | 0 |
| Schroder European A Fund Inc | 5.25 | 4.9881 | 0 |
| Schroder European Alpha Plus A Fund Acc | 5.25 | 4.9881 | 0 |
| Schroder European Alpha Plus A Fund Inc | 5.25 | 4.9881 | 0 |
| Schroder European Smaller Companies A Fund Acc | 5.25 | 4.9881 | 0 |
| Schroder European Smaller Companies A Fund Inc | 5.25 | 4.9881 | 0 |
| Schroder Far East Income A Fund Acc | 5.25 | 4.9881 | 0 |
| Schroder Far East Income A Fund Inc | 5.25 | 4.9881 | 0 |
| Schroder Gilt & Fixed Interest Fund Acc | 5.25 | 4.9881 | 0 |
| Schroder Gilt & Fixed Interest Fund Inc | 5.25 | 4.9881 | 0 |
| Schroder Global Climate Change A Fund Acc | 5.25 | 5.25 | 0 |
| Schroder Global Climate Change A Fund Inc | 5.25 | 5.25 | 0 |
| Schroder Global Emerging Markets A Fund Acc | 5.25 | 4.9881 | 0 |
| Schroder Global Emerging Markets A Fund Inc | 5.25 | 4.9881 | 0 |
| Schroder Global Equity Income A Fund Acc | 5.25 | 5.25 | 0 |
| Schroder Global Equity Income A Fund Inc | 5.25 | 5.25 | 0 |
| Schroder Global Property Securities A Fund Acc | 5.25 | 5.25 | 0 |
| Schroder Global Property Securities A Fund Inc | 5.25 | 5.25 | 0 |
| Schroder Income A Fund Acc | 5.25 | 4.9881 | 0 |
| Schroder Income A Fund Inc | 5.25 | 4.9881 | 0 |
| Schroder Income Maximiser A Fund Acc | 5.25 | 4.9881 | 0 |
| Schroder Income Maximiser A Fund Inc | 5.25 | 4.9881 | 0 |
| Schroder Japan Alpha Plus A Fund Acc | 5.25 | 4.9881 | 0 |
| Schroder Japan Alpha Plus A Fund Inc | 5.25 | 4.9881 | 0 |
| Schroder Managed Wealth Portfolio A Fund Acc | 5.25 | 4.9881 | 0 |
| Schroder Managed Wealth Portfolio A Fund Inc | 5.25 | 4.9881 | 0 |
| Schroder Medical Discovery A Fund Acc | 5.25 | 4.9881 | 0 |
| Schroder Medical Discovery A Fund Inc | 5.25 | 4.9881 | 0 |
| Schroder MM Cautious Managed A Fund Acc | 5.25 | 5.25 | 0 |
| Schroder MM Cautious Managed A Fund Inc | 5.25 | 5.25 | 0 |
| Schroder MM High Alpha A Fund Acc | 5.25 | 5.25 | 0 |
| Schroder MM High Alpha A Fund Inc | 5.25 | 5.25 | 0 |
| Schroder MM Strategic Balanced A Fund Acc | 5.25 | 5.25 | 0 |
| Schroder MM Strategic Balanced A Fund Inc | 5.25 | 5.25 | 0 |
| Schroder Monthly High Income A Fund Acc | 3.25 | 3.1477 | 0 |
| Schroder Monthly High Income A Fund Inc | 3.25 | 3.1477 | 0 |
| Schroder Pacific A Fund Acc | 5.25 | 4.9881 | 0 |



ISA (Cash Transfers) February 2009

| Fund Name | Standard Initial Charge % | Investor Centre Discount % | Final Initial Charge to Client % |
|---|----------------------------------|-----------------------------------|---|
| Schroder Pacific A Fund Inc | 5.25 | 4.9881 | 0 |
| Schroder Recovery A Fund Acc | 5.25 | 4.9881 | 0 |
| Schroder Recovery A Fund Inc | 5.25 | 4.9881 | 0 |
| Schroder Strategic Bond A Fund Acc | 3.25 | 3.1477 | 0 |
| Schroder Strategic Bond A Fund Inc | 3.25 | 3.1477 | 0 |
| Schroder Tokyo A Fund Acc | 5.25 | 4.9881 | 0 |
| Schroder Tokyo A Fund Inc | 5.25 | 4.9881 | 0 |
| Schroder UK Alpha Plus A Fund Acc | 5.25 | 4.9881 | 0 |
| Schroder UK Alpha Plus A Fund Inc | 5.25 | 4.9881 | 0 |
| Schroder UK Equity A Fund Acc | 5.25 | 4.9881 | 0 |
| Schroder UK Equity A Fund Inc | 5.25 | 4.9881 | 0 |
| Schroder UK Income Defensive A Fund Acc | 5.25 | 5.25 | 0 |
| Schroder UK Income Defensive A Fund Inc | 5.25 | 5.25 | 0 |
| Schroder UK Mid 250 A Fund Acc | 5.25 | 4.9881 | 0 |
| Schroder UK Mid 250 A Fund Inc | 5.25 | 4.9881 | 0 |
| Schroder UK Select Growth A Fund Acc | 5.25 | 4.9881 | 0 |
| Schroder UK Select Growth A Fund Inc | 5.25 | 4.9881 | 0 |
| Schroder UK Smaller Companies A Fund Acc | 5.25 | 4.9881 | 0 |
| Schroder UK Smaller Companies A Fund Inc | 5.25 | 4.9881 | 0 |
| Schroder US Small & Mid Cap A Fund Acc | 5.25 | 4.9881 | 0 |
| Schroder US Small & Mid Cap A Fund Inc | 5.25 | 4.9881 | 0 |
| Schroder US Smaller Companies A Fund Acc | 5.25 | 4.9881 | 0 |
| Schroder US Smaller Companies A Fund Inc | 5.25 | 4.9881 | 0 |
| SWIP Absolute Return Bond A Fund Acc | 3.75 | 3.75 | 0 |
| SWIP Absolute Return Bond A Fund Inc | 3.75 | 3.75 | 0 |
| SWIP Absolute Return Macro A Fund Acc | 5 | 3 | 2 |
| SWIP Absolute Return UK Equity A Fund Acc | 5 | 3 | 2 |
| SWIP Asia-Pacific A Fund Acc | 5 | 5 | 0 |
| SWIP Corporate Bond Plus A Fund Acc | 3.75 | 3.75 | 0 |
| SWIP Corporate Bond Plus A Fund Inc | 3.75 | 3.75 | 0 |
| SWIP Defensive Gilt A Fund Acc | 3.75 | 3.75 | 0 |
| SWIP Defensive Gilt A Fund Inc | 3.75 | 3.75 | 0 |
| SWIP Diversified Assets A Fund Acc | 4 | 3.8462 | 0 |
| SWIP Diversified Assets A Fund Inc | 4 | 3.8462 | 0 |
| SWIP Emerging Markets A Fund Acc | 5 | 5 | 0 |
| SWIP European A Fund Acc | 5 | 5 | 0 |
| SWIP European Corporate Bond A Fund Inc | 3.75 | 3.75 | 0 |
| SWIP European Income A Fund Acc | 5 | 5 | 0 |
| SWIP European Income A Fund Inc | 5 | 5 | 0 |
| SWIP European Real Estate A Fund Acc | 5 | 5 | 0 |



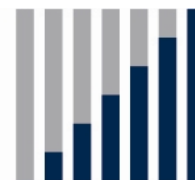
ISA (Cash Transfers) February 2009

| Fund Name | Standard Initial Charge % | Investor Centre Discount % | Final Initial Charge to Client % |
|--|----------------------------------|-----------------------------------|---|
| SWIP European Real Estate A Fund Inc | 5 | 5 | 0 |
| SWIP Financial A Fund Inc | 5 | 5 | 0 |
| SWIP Gilt Plus A Fund Acc | 3.75 | 3.75 | 0 |
| SWIP Gilt Plus A Fund Inc | 3.75 | 3.75 | 0 |
| SWIP Global A Fund Acc | 5 | 5 | 0 |
| SWIP Global Bond Plus A Fund Acc | 3.75 | 3.75 | 0 |
| SWIP Global Bond Plus A Fund Inc | 3.75 | 3.75 | 0 |
| SWIP Global SRI A Fund Acc | 5 | 5 | 0 |
| SWIP High Yield Bond A Fund Acc | 3.75 | 3.75 | 0 |
| SWIP High Yield Bond A Fund Inc | 3.75 | 3.75 | 0 |
| SWIP Japanese A Fund Acc | 5 | 5 | 0 |
| SWIP Japanese Smaller Companies A Fund Acc | 5 | 5 | 0 |
| SWIP Multi-Manager Diversity A Fund Acc | 5 | 5 | 0 |
| SWIP Multi-Manager Global Real Estate A Fund Acc | 5 | 5 | 0 |
| SWIP Multi-Manager Global Real Estate A Fund Inc | 5 | 5 | 0 |
| SWIP Multi-Manager Select Boutiques A Fund Acc | 5 | 5 | 0 |
| SWIP North American A Fund Acc | 5 | 5 | 0 |
| SWIP North American Smaller Companies A Fund Acc | 5 | 5 | 0 |
| SWIP Pan European Equity A Fund Acc | 5 | 5 | 0 |
| SWIP Pan European Smaller Cos A Fund Acc | 5 | 5 | 0 |
| SWIP Pan European SRI Equity A Fund Acc | 5 | 5 | 0 |
| SWIP Property Trust Acc | 5 | 4.7619 | 0 |
| SWIP Property Trust Inc | 5 | 4.7619 | 0 |
| SWIP Sterling Bond Plus A Fund Acc | 3.75 | 3.75 | 0 |
| SWIP Sterling Bond Plus A Fund Inc | 3.75 | 3.75 | 0 |
| SWIP Sterling Index-Linked Bond A Fund Acc | 3.75 | 3.75 | 0 |
| SWIP Sterling Index-Linked Bond A Fund Inc | 3.75 | 3.75 | 0 |
| SWIP UK Advantage A Fund Inc | 5 | 5 | 0 |
| SWIP UK Income A Fund Acc | 5 | 5 | 0 |
| SWIP UK Income A Fund Inc | 5 | 5 | 0 |
| SWIP UK Opportunities A Fund Acc | 5 | 5 | 0 |
| SWIP UK Real Estate A Fund Acc | 5 | 3 | 2 |
| SWIP UK Smaller Companies A Fund Acc | 5 | 5 | 0 |
| CF 7IM AAP Adventurous D Fund Acc | 4 | 3.8462 | 0 |
| CF 7IM AAP Adventurous D Fund Inc | 4 | 3.8462 | 0 |
| CF 7IM AAP Balanced D Fund Acc | 4 | 3.8462 | 0 |
| CF 7IM AAP Balanced D Fund Inc | 4 | 3.8462 | 0 |
| CF 7IM AAP Moderately Adventurous D Fund Acc | 4 | 3.8462 | 0 |
| CF 7IM AAP Moderately Adventurous D Fund Inc | 4 | 3.8462 | 0 |
| CF 7IM AAP Moderately Cautious D Fund Acc | 4 | 3.8462 | 0 |



ISA (Cash Transfers) February 2009

| Fund Name | Standard Initial Charge % | Investor Centre Discount % | Final Initial Charge to Client % |
|--|----------------------------------|-----------------------------------|---|
| CF 7IM AAP Moderately Cautious D Fund Inc | 4 | 3.8462 | 0 |
| CF 7IM Adventurous D Fund Acc | 4 | 3 | 0.8462 |
| CF 7IM Adventurous D Fund Inc | 4 | 3 | 0.8462 |
| CF 7IM Balanced D Fund Acc | 4 | 3 | 0.8462 |
| CF 7IM Balanced D Fund Inc | 4 | 3 | 0.8462 |
| CF 7IM Ethical D Fund Acc | 4 | 3 | 0.8462 |
| CF 7IM Ethical D Fund Inc | 4 | 3 | 0.8462 |
| CF 7IM Income D Fund Acc | 4 | 3 | 0.8462 |
| CF 7IM Income D Fund Inc | 4 | 3 | 0.8462 |
| CF 7IM Moderately Adventurous D Fund Acc | 4 | 3 | 0.8462 |
| CF 7IM Moderately Adventurous D Fund Inc | 4 | 3 | 0.8462 |
| CF 7IM Moderately Cautious D Fund Acc | 4 | 3 | 0.8462 |
| CF 7IM Moderately Cautious D Fund Inc | 4 | 3 | 0.8462 |
| Skandia IM Aggressive Fund Acc | 5 | 3.5 | 1.5 |
| Skandia IM Alternative Investments Fund Acc | 5 | 3.5 | 1.5 |
| Skandia IM Balanced Fund Acc | 5 | 3.5 | 1.5 |
| Skandia IM Bond Income Fund Inc | 5 | 3.5 | 1.5 |
| Skandia IM Cautious Fund Acc | 5 | 3.5 | 1.5 |
| Skandia IM Equity Income Fund Inc | 5 | 3.5 | 1.5 |
| Skandia IM Ethical Fund Acc | 5 | 3.5 | 1.5 |
| Skandia IM European Equity Blend Fund Acc | 5 | 3.5 | 1.5 |
| Skandia IM Far East Equity Blend Fund Acc | 5 | 3.5 | 1.5 |
| Skandia IM Global Best Ideas Fund Acc | 5 | 3.5 | 1.5 |
| Skandia IM Global Emerging Markets Equity Fund Acc | 5 | 3.5 | 1.5 |
| Skandia IM Global Fixed Interest Blend Fund Inc | 5 | 3.5 | 1.5 |
| Skandia IM Global Property Secs (LaSalle) Fund Inc | 5 | 3.5 | 1.5 |
| Skandia IM Japanese Equity Blend Fund Acc | 5 | 3.5 | 1.5 |
| Skandia IM Property Fund Acc | 5 | 3.5 | 1.2619 |
| Skandia IM Property Fund Inc | 5 | 3.5 | 1.2619 |
| Skandia IM UK Best Ideas Fund Acc | 5 | 3.5 | 1.5 |
| Skandia IM UK Equity Blend Fund Inc | 5 | 3.5 | 1.5 |
| Skandia IM UK Fixed Interest Blend Fund Inc | 5 | 3.5 | 1.5 |
| Skandia IM UK Strategic Best Ideas Fund Acc | 5 | 3.5 | 1.5 |
| Skandia IM US Equity Blend Fund Acc | 5 | 3.5 | 1.5 |
| Smith & Williamson Cash Fund GBP Inc | 0 | 0 | 0 |
| SG American Growth R Fund Acc | 5.25 | 4.9881 | 0 |
| SG Asia Pacific R Fund Acc | 5.25 | 4.7506 | 0.2375 |
| SG Balanced Managed Fund Acc | 5.25 | 4.7506 | 0.2375 |
| SG Continental Europe R Fund Acc | 5.25 | 4.9881 | 0 |
| SG Core Plus Sterling Bond R Fund Acc | 3.5 | 3.2439 | 0.1377 |



ISA (Cash Transfers) February 2009

| Fund Name | Standard Initial Charge % | Investor Centre Discount % | Final Initial Charge to Client % |
|--|----------------------------------|-----------------------------------|---|
| SG Core Plus Sterling Bond R Fund Inc | 3.5 | 3.2439 | 0.1377 |
| SG Corporate Bond R Fund Acc | 3.5 | 3.2439 | 0.1377 |
| SG Corporate Bond R Fund Inc | 3.5 | 3.2439 | 0.1377 |
| SG Global Emerging Markets R Fund Acc | 5.25 | 4.7506 | 0.2375 |
| SG International Bond Fund Acc | 3.5 | 3.2439 | 0.1377 |
| SG International Bond Fund Inc | 3.5 | 3.2439 | 0.1377 |
| SG Japan CoreAlpha R Fund Acc | 5.25 | 4.9881 | 0 |
| SG Japan CoreAlpha R Fund Inc | 5.25 | 4.7506 | 0.2375 |
| SG Stockmarket Managed R Fund Acc | 5.25 | 4.7506 | 0.2375 |
| SG Technology R Fund Acc | 5.25 | 4.9881 | 0 |
| SG Total Return Bond R Fund Acc | 3.5 | 3.2439 | 0.1377 |
| SG Total Return Bond R Fund Inc | 3.5 | 3.2439 | 0.1377 |
| SG UK Growth R Fund Acc | 5.25 | 4.9881 | 0 |
| SG UK Income R Fund Acc | 5.25 | 4.9881 | 0 |
| SG UK Income R Fund Inc | 5.25 | 4.9881 | 0 |
| SG UK Special Opportunities R Fund Acc | 5.25 | 4.9881 | 0 |
| SG US Relative Value R Fund Acc | 5.25 | 4.7506 | 0.2375 |
| SL Inv AAA Income CAT R Fund Acc | 0 | 0 | 0 |
| SL Inv AAA Income CAT R Fund Inc | 0 | 0 | 0 |
| SL Inv American Eqty Unconstrained R Fund Acc | 4 | 3.75 | 0.25 |
| SL Inv Asian Pacific Growth R Fund Acc | 4 | 3.75 | 0.25 |
| SL Inv Corporate Bond R Fund Acc | 4 | 4 | 0 |
| SL Inv Corporate Bond R Fund Inc | 4 | 4 | 0 |
| SL Inv Dynamic Distribution R Fund Acc | 4 | 4 | 0 |
| SL Inv Dynamic Distribution R Fund Inc | 4 | 4 | 0 |
| SL Inv Ethical Corp Bond R Fund Acc | 4 | 4 | 0 |
| SL Inv Ethical Corp Bond R Fund Inc | 4 | 4 | 0 |
| SL Inv European Eqty Growth R Fund Acc | 4 | 3.75 | 0.25 |
| SL Inv European Ethical Equity R Fund Acc | 4 | 3 | 1 |
| SL Inv Gbl Equity Unconstrained R Fund Acc | 4 | 3.75 | 0.25 |
| SL Inv Global Absolute Returns Strategy R Fund Acc | 4 | 3 | 1 |
| SL Inv Global Advantage CAT R Fund Acc | 0 | 0 | 0 |
| SL Inv Global Indexed Lkd Bond Fund Acc | 4 | 4 | 0 |
| SL Inv Global Indexed Lkd Bond Fund Inc | 4 | 4 | 0 |
| SL Inv Global REIT R Fund Acc | 4 | 3.75 | 0.25 |
| SL Inv Global REIT R Fund Inc | 4 | 3.75 | 0.25 |
| SL Inv Higher Income R Fund Acc | 4 | 4 | 0 |
| SL Inv Higher Income R Fund Inc | 4 | 4 | 0 |
| SL Inv Japanese Equity Grwth R Fund Acc | 4 | 3.75 | 0.25 |
| SL Inv Select Income R Fund Acc | 4 | 4 | 0 |



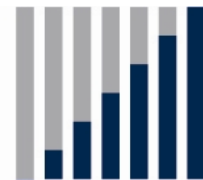
ISA (Cash Transfers) February 2009

| Fund Name | Standard Initial Charge % | Investor Centre Discount % | Final Initial Charge to Client % |
|--|----------------------------------|-----------------------------------|---|
| SL Inv Select Income R Fund Inc | 4 | 4 | 0 |
| SL Inv Select Property Fund Acc | 5 | 4 | 1 |
| SL Inv Select Property Fund Inc | 5 | 4 | 1 |
| SL Inv UK Equ Inc Unconstrained R Fund Acc | 4 | 3.75 | 0.25 |
| SL Inv UK Equ Inc Unconstrained R Fund Inc | 4 | 3.75 | 0.25 |
| SL Inv UK Equity Gwth R Fund Acc | 4 | 3.75 | 0.25 |
| SL Inv UK Equity High Alpha R Fund Acc | 4 | 3.75 | 0.25 |
| SL Inv UK Equity High Alpha R Fund Inc | 4 | 3.75 | 0.25 |
| SL Inv UK Equity High Income R Fund Acc | 4 | 3.75 | 0.25 |
| SL Inv UK Equity High Income R Fund Inc | 4 | 3.75 | 0.25 |
| SL Inv UK Equity Unconstrained R Fund Acc | 4 | 3.75 | 0.25 |
| SL Inv UK Ethical R Fund Acc | 4 | 3.75 | 0.25 |
| SL Inv UK Gilt R Fund Acc | 3 | 3 | 0 |
| SL Inv UK Gilt R Fund Inc | 3 | 3 | 0 |
| SL Inv UK Opportunities R Fund Acc | 4 | 3.75 | 0.25 |
| SL Inv UK Opportunities R Fund Inc | 4 | 3.75 | 0.25 |
| SL Inv UK Smaller Cos R Fund Acc | 4 | 3.75 | 0.25 |
| SSgA Asia Pacific ex Japan Fund Acc | 5 | 5 | 0 |
| SSgA Europe ex UK Equity Tracker Fund Acc | 5 | 5 | 0 |
| SSgA Japan Equity Tracker Fund Acc | 5 | 5 | 0 |
| SSgA North America Equity Tracker Fund Acc | 5 | 5 | 0 |
| SSgA UK Equity Tracker Fund Acc | 5 | 5 | 0 |
| SVM All Europe SRI A Fund Acc | 5.25 | 5 | 0.25 |
| SVM Balanced Managed A Fund Acc | 5.25 | 5.25 | 0 |
| SVM Cautious Managed A Fund Acc | 5.25 | 5.25 | 0 |
| SVM Continental Europe A Fund Acc | 5.25 | 5 | 0.25 |
| SVM Global Opportunities A Fund Acc | 5.25 | 5 | 0.25 |
| SVM UK Alpha A Fund Acc | 5.25 | 5 | 0.25 |
| SVM UK Opportunities A Fund Acc | 5.25 | 5 | 0.25 |
| SVM UK100 Select A Fund Acc | 5.25 | 5.25 | 0 |
| T Bailey Cautious Managed R Fund Acc | 5 | 4.7619 | 0 |
| T Bailey Cautious Managed R Fund Inc | 5 | 4.7619 | 0 |
| T Bailey Equity Income Fund Acc | 5 | 4.7619 | 0 |
| T Bailey Equity Income Fund Inc | 5 | 4.7619 | 0 |
| T Bailey Growth Fund Acc | 5 | 4.7619 | 0 |
| T Bailey UK Best Ideas Fund Acc | 5 | 4.7619 | 0 |
| S&W TACTICA Balanced Portfolio Fund Acc | 5 | 4.5 | 0.5 |
| S&W TACTICA Cautious Portfolio Fund Acc | 5 | 4.5 | 0.5 |
| S&W TACTICA Growth Portfolio Fund Acc | 5 | 4.5 | 0.5 |
| Thames River Balanced Managed A Fund Acc | 5 | 4.7619 | 0 |



ISA (Cash Transfers) February 2009

| Fund Name | Standard Initial Charge % | Investor Centre Discount % | Final Initial Charge to Client % |
|---|----------------------------------|-----------------------------------|---|
| Thames River Balanced Managed A Fund Inc | 5 | 4.7619 | 0 |
| Thames River Cautious Managed A Fund Acc | 5 | 4.7619 | 0 |
| Thames River Cautious Managed A Fund Inc | 5 | 4.7619 | 0 |
| Thames River Distribution A Fund Acc | 5 | 4.7619 | 0 |
| Thames River Distribution A Fund Inc | 5 | 4.7619 | 0 |
| Thames River Equity Managed A Fund Acc | 5 | 4.7619 | 0 |
| Thames River Global Boutiques A Fund Acc | 5 | 4.7619 | 0 |
| Threadneedle Absolute Return Bond 1 Fund Acc | 0 | 0 | 0 |
| Threadneedle American 1 Fund Acc | 3.75 | 3.75 | 0 |
| Threadneedle American Select 1 Fund Acc | 3.75 | 3.75 | 0 |
| Threadneedle American Smaller Cos 1 Fund Acc | 3.75 | 3.75 | 0 |
| Threadneedle Asia 1 Fund Acc | 3.75 | 3.75 | 0 |
| Threadneedle China Opportunities 1 Fund Acc | 3.75 | 3.75 | 0 |
| Threadneedle Defensive Equity & Bond Fund Acc | 3.75 | 3.75 | 0 |
| Threadneedle Defensive Fund Acc | 3.75 | 3.75 | 0 |
| Threadneedle Dollar Bond 1 Fund Inc | 3.75 | 3.75 | 0 |
| Threadneedle Emerging Market Bond 1 Fund Inc | 3.75 | 3.75 | 0 |
| Threadneedle Equity & Bond Fund Acc | 3.75 | 3.75 | 0 |
| Threadneedle European 1 Fund Acc | 3.75 | 3.75 | 0 |
| Threadneedle European Bond 1 Fund Inc | 3.75 | 3.75 | 0 |
| Threadneedle European Select 1 Fund Acc | 3.75 | 3.75 | 0 |
| Threadneedle European Smaller Cos 1 Fund Acc | 3.75 | 3.75 | 0 |
| Threadneedle Global Bond 1 Fund Inc | 3.75 | 3.75 | 0 |
| Threadneedle Global Emerging Markets Equ Fund Acc | 3.75 | 3.75 | 0 |
| Threadneedle Global Equity & Bond Fund Acc | 3.75 | 3.75 | 0 |
| Threadneedle Global Equity Fund Acc | 3.75 | 3.75 | 0 |
| Threadneedle Global Equity Income 1 Fund Acc | 3.75 | 3.75 | 0 |
| Threadneedle Global Equity Income 1 Fund Inc | 3.75 | 3.75 | 0 |
| Threadneedle Global Select 1 Fund Acc | 3.75 | 3.75 | 0 |
| Threadneedle High Yield Bond 1 Fund Inc | 3.75 | 3.75 | 0 |
| Threadneedle Japan 1 Fund Acc | 3.75 | 3.75 | 0 |
| Threadneedle Japan Smaller Cos 1 Fund Acc | 3.75 | 3.75 | 0 |
| Threadneedle Latin America 1 Fund Acc | 3.75 | 3.75 | 0 |
| Threadneedle Managed Income Fund Inc | 3.75 | 3.75 | 0 |
| Threadneedle Monthly Extra Income 1 Fund Inc | 3.75 | 3.75 | 0 |
| Threadneedle Pan European 1 Fund Acc | 3.75 | 3.75 | 0 |
| Threadneedle Pan European Smaller Cos 1 Fund Acc | 3.75 | 3.75 | 0 |
| Threadneedle Sterling Bond 1 Fund Inc | 3.75 | 3.75 | 0 |
| Threadneedle Strategic Bond 1 Fund Inc | 3.75 | 3.75 | 0 |
| Threadneedle UK 1 Fund Inc | 3.75 | 3.75 | 0 |



ISA (Cash Transfers) February 2009

| Fund Name | Standard Initial Charge % | Investor Centre Discount % | Final Initial Charge to Client % |
|--|----------------------------------|-----------------------------------|---|
| Threadneedle UK Accelerando 1 Fund Acc | 3.75 | 3.75 | 0 |
| Threadneedle UK Corporate Bond 1 Fund Inc | 3.75 | 3.75 | 0 |
| Threadneedle UK Equity Alpha Income 1 Fund Inc | 3.75 | 3.5 | 0.25 |
| Threadneedle UK Equity Income 1 Fund Inc | 3.75 | 3.5 | 0.25 |
| Threadneedle UK Growth and Income 1 Fund Inc | 3.75 | 3.75 | 0 |
| Threadneedle UK Institutional 1 Fund Acc | 3.75 | 3.75 | 0 |
| Threadneedle UK Mid 250 Fund Acc | 3.75 | 3.75 | 0 |
| Threadneedle UK Money Securities Fund Inc | 0 | 0 | 0 |
| Threadneedle UK Monthly Income 1 Fund Inc | 3.75 | 3.5 | 0.25 |
| Threadneedle UK Property Trust Acc | 5 | 4.25 | 0.5119 |
| Threadneedle UK Property Trust Inc | 5 | 4.25 | 0.5119 |
| Threadneedle UK Select 1 Fund Inc | 3.75 | 3.5 | 0.25 |
| Threadneedle UK Smaller Cos 1 Fund Inc | 3.75 | 3.75 | 0 |
| UBS Absolute Return Bond A NET Fund Acc | 1 | 1 | 0 |
| UBS Asian Equity A Fund Acc | 4 | 4 | 0 |
| UBS European Equity A Fund Acc | 4 | 4 | 0 |
| UBS Global Allocation (UK) A Fund Acc | 4 | 4 | 0 |
| UBS Global Emerging Markets Equity A Fund Acc | 4 | 4 | 0 |
| UBS Global Optimal A Fund Acc | 4 | 4 | 0 |
| UBS Targeted Return A Fund Acc | 4 | 4 | 0 |
| UBS UK Equity Income A Fund Acc | 4 | 3 | 1 |
| UBS UK Equity Income A Fund Inc | 4 | 3 | 1 |
| UBS UK Select A Fund Acc | 4 | 4 | 0 |
| UBS UK Smaller Companies A Fund Acc | 4 | 4 | 0 |
| UBS US 130/30 Equity A Fund Acc | 4 | 3 | 1 |
| UBS US Equity A Fund Acc | 4 | 4 | 0 |
| UBS US Growth A Fund Acc | 4 | 3 | 1 |
| Virgin Climate Change Fund Acc | 3 | 3 | 0 |
| Assetmaster Balanced Fund GBP Inc | 5.25 | 4.25 | 1 |
| Assetmaster Cautious Fund GBP Inc | 5.25 | 4.25 | 1 |
| Assetmaster Growth Fund GBP Inc | 5.25 | 4.25 | 1 |
| Assetmaster International Growth Fund GBP Inc | 5.25 | 4.25 | 1 |
| TB Wise Active Growth A Fund Acc | 4 | 3 | 1 |
| TB Wise Income A Fund Acc | 4 | 3 | 1 |
| TB Wise Income A Fund Inc | 4 | 3 | 1 |
| TB Wise Investment A Fund Acc | 4 | 3 | 1 |